

# OmniVista 3600 Air Manager 7.7.10

## Release Notes

This document describes new features, resolved issues, and known issues in this OmniVista 3600 Air Manager release and includes the following sections:

- "What's New in this Release" on page 1
- "Changes" on page 12
- "Fixed Issues" on page 19
- "Known Issues" on page 40

## What's New in this Release

- "Instant GUI Configuration" on page 1
- "Highcharts" on page 2
- "Policy Enforcement Firewall (PEF) Visibility" on page 2
- "Support for ARM 3.0" on page 3
- "Network Deviations" on page 7
- "The Clients > Overview Page" on page 8
- "RF Capacity Dashboard" on page 9
- "Watched Clients" on page 11

## Instant GUI Configuration

OV3600 7.7.5 includes the feature-complete release of the **Groups > Instant Config** page. This feature is available if you select **Enable Instant GUI Config** on the **Groups > Basic** page. Instant Config allows you to configure Instant 3.2 and later devices using configuration pages that mimic the Instant user interface. Refer to the *Alcatel-Lucent Instant in OV3600 7.7 Deployment Guide* for more information.

**Figure 1: The Instant Config UI**

The screenshot displays the 'Instant Config' page in the OmniVista 3600 Air Manager interface. The top navigation bar includes 'Home', 'Groups', 'APs/Devices', 'Clients', 'Reports', 'System', 'Device Setup', 'OV3600 Setup', 'RAPIDS', and 'VisualRF'. Below this, a secondary navigation bar shows 'List', 'Monitor', 'Basic', 'Controller Config', 'Switch Config', 'Instant Config', and 'Firmware'. The main content area is titled 'Network List' and features a table with two columns: 'Name' and 'Security'. The table lists two networks: 'default\_wired\_port\_profile' (security: trunk) and 'guest1' (security: opensystem). To the right of the table, there are three dropdown menus for 'Network assignments' labeled '0/0:', '0/1:', and '0/2:', each set to 'default\_wired\_port\_profile'. At the bottom right, there are 'Save', 'Save and Apply', and 'Cancel' buttons.



The **Groups > Instant Config** page fully supports Alcatel-Lucent Instant version 3.2. Earlier versions are not supported. Support is also available for Alcatel-Lucent Instant 3.3, 3.4, and 4.0. In addition, each group can only include devices of a single firmware version. Alcatel-Lucent Instant 3.2 and 3.4 devices, for example, cannot currently exist in the same group.

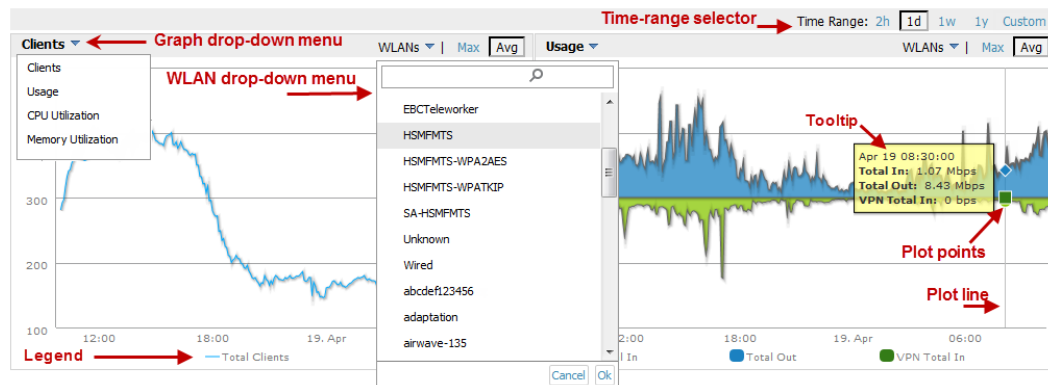
## Highcharts

All Flash charts within OV3600 have been replaced with Highcharts. Unlike the previous charts, Highcharts are built with JavaScript, so the charts can run directly through your browser without the need for additional client-side plugins. This makes it possible to view your OV3600 charts on a mobile device.

These updated charts can be used and customized as follows.

- A Time Range selector in the upper right portion of the charts (including pop-up charts) allows you to select a common or a custom date range for your data. The preconfigured ranges for OV3600 charts are 2 hours, 1 day, 1 week, and 1 year.
- Drop-down menus are available for viewing client and usage for specific SSIDs and/or all SSIDs. A search field is available to help you quickly find a specific WLAN.  
You can select up to six options from each drop-down menu. Once selected, each option will appear in the color-coded legend below the chart. Clicking on an option in this legend will disable or enable that information in the graph. Note that even if an option is disabled from viewing in the graph, that option will still remain in the legend until you deselect it from the drop-down menu.
- Max and Avg options allow you to change the chart view to show the maximum or average client and usage information.
- Plot points display within the chart at varying intervals, depending on the selected time range. Tooltips and a plot line appear as you hover over each plot point, showing you the detailed information for that specific time.
- Click on any chart to view a pop-up version. In this version, you can easily zoom in on a range of data by using your mouse to drag a rectangle in the chart. While you are zoomed in, a **Reset zoom** button appears, enabling you to return to the original view. The pop-up charts also include a legend that displays the Last, Min, Max, and Avg values for the selected graph.
- Some charts include a drop-down option next to the graph title. For example, on the **APs/Devices > Monitor** page for Radio Statistics, you can select the drop-down beside the graph title to view a graph for Client, Usage, Radio Channel, Radio Noise, Radio Power, Radio Errors, and 802.11 Counters information. In prior versions of OV3600, these graphs appeared as separate tabs.

**Figure 2:** Example of Highcharts in use



## Policy Enforcement Firewall (PEF) Visibility

The AOS-W Policy Enforcement Firewall module on Alcatel-Lucent switches provides identity-based controls to enforce application-layer security and prioritization. With PEF, IT can enforce network access policies that specify who can access the network, with which mobile devices, and in which areas of the network. The AppRF technology integrated with PEF delivers mobile application traffic visibility through a simple dashboard on your controller UI.



This feature is only supported for switches running AOS-W version 6.2 or greater with AMON enabled. In addition, firewall visibility must also be enabled on the switch.

This version of OV3600 includes a new **Home > Firewall** page, which allows network admins to view mobile app usage and performance on the network.



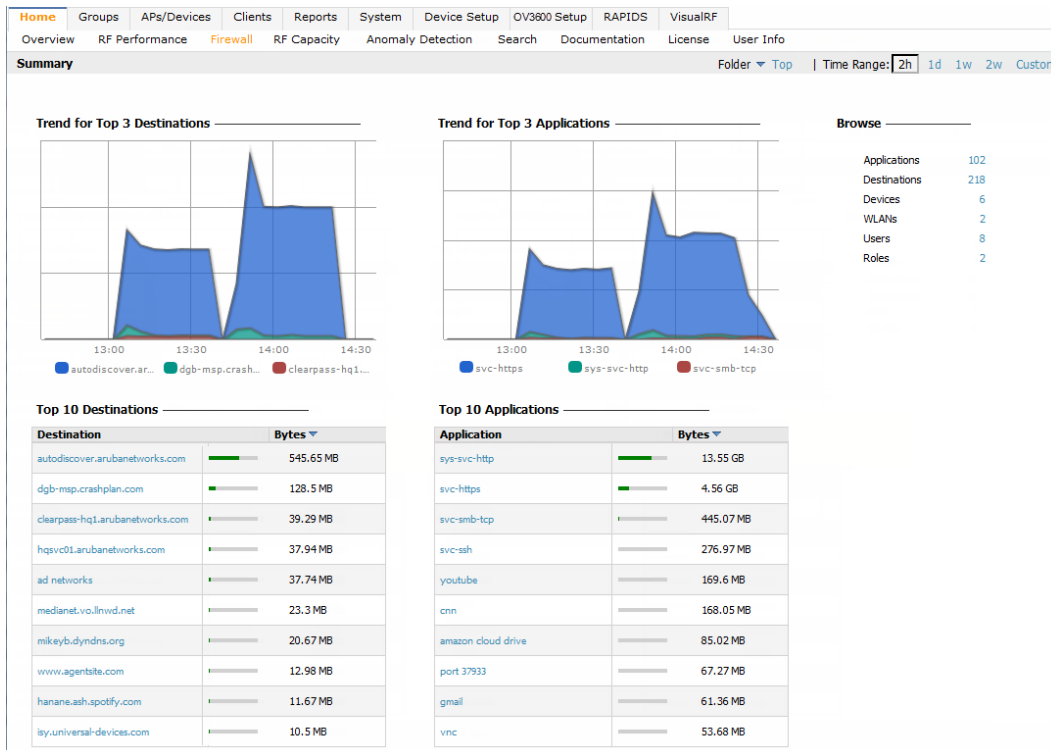
The **Home > Firewall** page is disabled by default. The option to enable this page is on the **OV3600 Setup > General** page under the Additional OV3600 Services section. In addition, Enable AMON Data Collection must also be turned on.

This page provides charts to easily view trending information for the top three destinations and applications for a selected folder. You can drill down to view more specific information based on the user ID, device, application, role, destination, and WLAN. OV3600 can provide up to two weeks of network data for multiple switches. This data can be used to troubleshoot application performance in real time, to set WLAN policies, and to plan for future network enhancements.



The **Home > Firewall** pages may show IP addresses rather than resolved names. OV3600 receives this message from the switch via AMON and does not automatically resolve the IP addresses. In addition, the query that performs this function requires an authenticated switch user with the appropriate CLI credentials.

**Figure 3:** Home > Firewall page



## Support for ARM 3.0

This version of OV3600 includes support for Adaptive Radio Management (ARM) 3.0. ARM technology employs infrastructure-based controls to optimize Wi-Fi client behavior, ensuring that Alcatel-Lucent access points (APs) stay clear of interference. This results in a more reliable, high performance WLAN infrastructure.



Support for ARM 3.0 is only available for OV3600 systems added in a switch running AOS-W 6.3 or greater.

When ARM is enabled on an Alcatel-Lucent device, OV3600 will monitor the connected clients. OV3600 uses the information that it gathers to determine the client health information and to note any matching (steering) events, including the from and to APs, the number of events, the match time, and the match reason.



Match Reasons are derived directly from the switch.

You can view match events on the following pages:

- **Clients > Diagnostics**
- **Clients > Details**

**Figure 4: Example Match Events table**

Event Time	From AP	To AP	Client	Reason	
5/30/13 10:41 AM	1153-ac.arubanetworks.com	1142-ac.arubanetworks.com	18:3D:A2:1D:57:FC	Sticky Client	
5/30/13 10:34 AM	1153-ac.arubanetworks.com	1142-ac.arubanetworks.com	18:3D:A2:1D:57:FC	Sticky Client	
5/30/13 10:29 AM	1242-ac.arubanetworks.com	1142-ac.arubanetworks.com	18:3D:A2:1D:57:FC	Sticky Client	
5/30/13 9:51 AM	1248-ac.arubanetworks.com	1142-ac.arubanetworks.com	18:3D:A2:1D:57:FC	Sticky Client	
5/29/13 11:14 AM	1153-ac.arubanetworks.com	1142-ac.arubanetworks.com	18:3D:A2:1D:57:FC	Sticky Client	
5/29/13 11:13 AM	1248-ac.arubanetworks.com	1142-ac.arubanetworks.com	18:3D:A2:1D:57:FC	Sticky Client	
5/29/13 9:50 AM	AP225-TE (ap225-te.arubanetworks.com)	1142-ac.arubanetworks.com	18:3D:A2:1D:57:FC	Sticky Client	
5/28/13 2:29 PM	1242-ac.arubanetworks.com	1142-ac.arubanetworks.com	18:3D:A2:1D:57:FC	-	⊖
5/28/13 10:41 AM	1242-ac.arubanetworks.com	1142-ac.arubanetworks.com	18:3D:A2:1D:57:FC	Sticky Client	⊖
5/28/13 10:39 AM	1153-ac.arubanetworks.com	1248-ac.arubanetworks.com	18:3D:A2:1D:57:FC	-	

Showing 1 to 10 of 59 entries

First Previous 1 2 3 4 5 Next Last



A red icon (⊖) displays in the event of an unsuccessful steering attempt. This can occur, for example, when a client has already roamed, when the client is disconnected from the network, when the client is in sleep mode, etc.

You can view health information on the following pages:

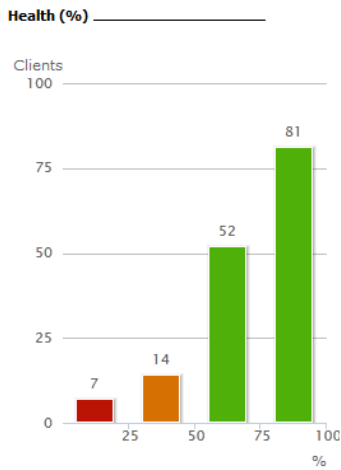
- **Home > RF Performance**, including pop-up tables
- **Clients > Diagnostics**
- **Clients > Client Detail**
- Visual RF. Health is indicated by colored spots for clients in floor plans.

Additional information about these new features is available in the sections that follow.

## Health Information

The **Home > RF Performance** page now includes a Health bar chart and a legend showing the Least Healthy Clients. As with other RF Performance charts, you can select one of the Least Healthy Clients in the table below the chart to view the **Clients > Diagnostics** page for the selected client.. Similarly, you can click on an item in the chart to drill down to more detailed information on a pop-up page. This pop-up now includes a new Health % column.

**Figure 5:** Health chart on the Home > RF Performance page



**Least Healthy Clients**

Client	Health (%) ▲
mnadella	0
scotth	0
ARUBANETWORKS\gbh...	0
ARUBANETWORKS\ymal...	14
00:24:D7:8C:9B:88	15

[More](#)

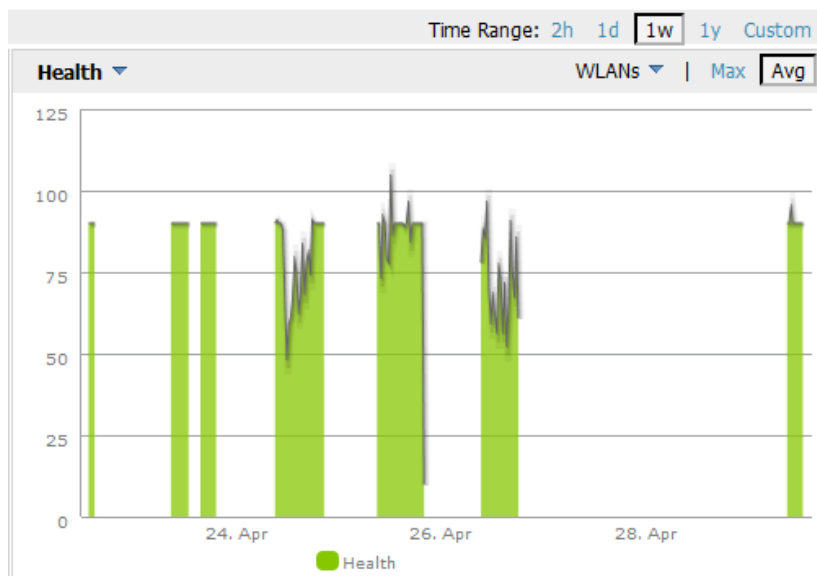
### Client Health Graphs

New Client Health graphs are included on the **Clients > Diagnostics** and **Clients > Client Detail** pages. These charts display the average health for a specific client over a 2-hour, 1-day, 5-day, 1-month, or 1-year period. display within the chart at varying intervals, depending on the selected time range. Tooltips and a plot line appear as you hover over each plot point, showing you the detailed information for that specific time.



The Health chart on the **Clients > Client Detail** page does not display by default. Click the drop-down button beside the title to select the Health chart. In addition, the chart on this page does not include a 1-month option. To view health information for a one-month period, use the Custom option to change the time range.

**Figure 6:** Client Health graph



## Visibility into Radios

Included with support for ARM 3.0, a new table named "Radios That Can Hear This Client" was added to the **Clients > Client Detail** page. This table provides information about the AP(s) that the client connect to, including the Radio type, SNR value, current number of clients, the usage (in Kbps), the AP uptime, and whether the device was recently added.

**Figure 7: Radios That Can Hear This Client**

### Radios That Can Hear This Client

AP/Device	Radio	SNR ▼	Client Count	Usage (Kbps)	Uptime	Recently Associated
1242-ac	802.11ac	8	6	0.00	5 hrs 1 min	Yes

## VisualRF Support

Health information was added to VisualRF. In a floor plan, you can click on a client to view the client's Health information two ways:

- Selecting a client adds a colored circle around the device. (🟢) Green devices have good health, orange devices have medium health, and red devices have poor health.
- Selecting a client opens the Properties pop-up for the client. A new Health label was added to this pop-up.

In addition, a new Health check box was added to the Overlays tab.

## Match Event Report

Related to support for ARM 3.0, OV3600 7.7 introduces a new Match Event report. This report can be used to track matching events per folder, AP, and client. You can also include graphical information that summarizes events by connection mode, device type, and reason. Similarly, you can choose to show detailed information in the report, including MAC addresses, clients, device types, event time, the from and to AP, the reason for the match, whether the match was a success, and the connection mode.

**Figure 8: Sample output for Match Event Report**

### By Folder

1-2 ▼ of 2 By Folder Page 1 ▼ of 1 Export CSV

Folder ▲	Number of Matches	Reason
Top	1056	Band Steer, Sticky Client
Top > Sunnyvale HQ	10	Sticky Client

1-2 ▼ of 2 By Folder Page 1 ▼ of 1

### By AP

1-14 ▼ of 14 By AP Page 1 ▼ of 1 Export CSV

From AP ▲	Number of Matches	Reason
1142-ac.arubanetworks.com	24	Band Steer, Sticky Client
1153-ac.arubanetworks.com	114	Band Steer, Sticky Client
1242-ac.arubanetworks.com	94	Sticky Client
1248-ac.arubanetworks.com	138	Band Steer, Sticky Client
1260-ac.arubanetworks.com	104	Band Steer, Sticky Client
1263-ac.arubanetworks.com	90	Sticky Client
1310-ac.arubanetworks.com	108	Sticky Client
1362-ac.arubanetworks.com	107	Sticky Client
1372-ac.arubanetworks.com	10	Sticky Client
1394-ac.arubanetworks.com	19	Band Steer, Sticky Client
2188-ac.arubanetworks.com	2	Sticky Client
2218-ac.arubanetworks.com	81	Sticky Client
AP225-SW (ap225-sw.arubanetworks.com)	143	Sticky Client
AP225-TE (ap225-te.arubanetworks.com)	32	Sticky Client

1-14 ▼ of 14 By AP Page 1 ▼ of 1

### By Client

1-20 ▼ of 188 By Client Page 1 ▼ of 10 > >| Export CSV

MAC ▲	Client	Number of Matches	Reason
00:1E:65:F0:79:4C	ARUBANETWORKS\kmlkote	9	Sticky Client
00:21:5D:8B:6E:62	ARUBANETWORKS\nethram	7	Sticky Client
00:21:6A:47:91:F8	ARUBANETWORKS\aresngit	3	Sticky Client
00:21:6A:7F:48:EE	ARUBANETWORKS\mriukula	8	Sticky Client
00:23:14:D5:42:48	ARUBANETWORKS\sganu	7	Sticky Client
00:24:D6:64:86:EE	ARUBANETWORKS\jchang	8	Sticky Client
00:24:D6:64:DA:DE	ARUBANETWORKS\ssood	6	Sticky Client

## Network Deviations

The **Home > Network Deviations** page provides graphs that track your network's Client and Usage information and draw attention to unusual network usage patterns. These graphs can show you, for example, if heavy network traffic is occurring during off hours, or they can be used to detect the time(s) of day when your network traffic peaks.

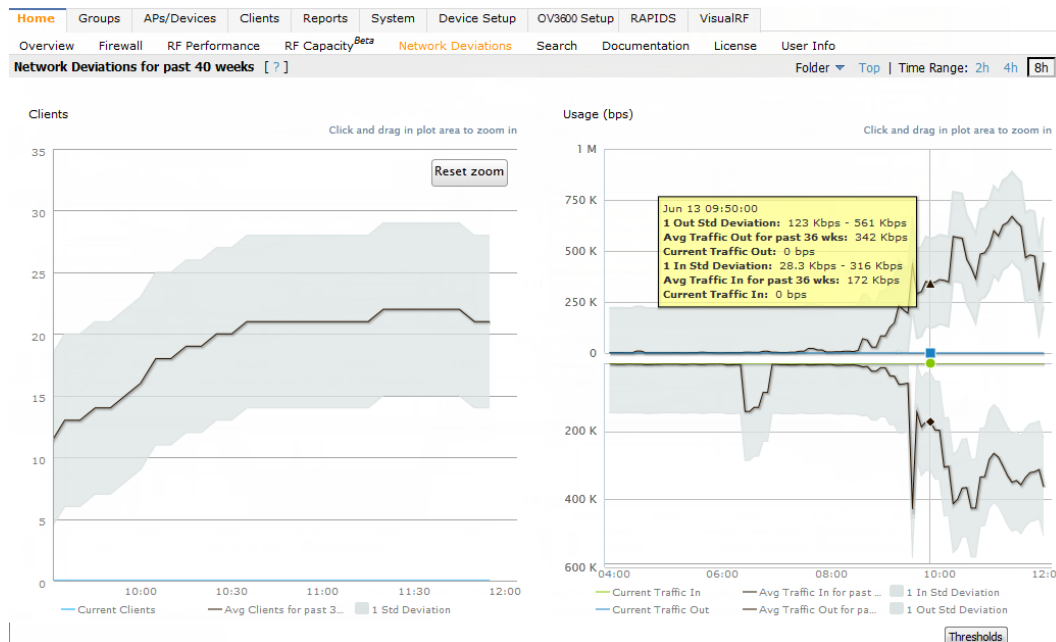
By default, the graph lines display, in five-minute intervals, the previous 2 hours of client and usage information for the current day of the week averaged out over the last 40 weeks. The shaded area indicates the standard deviation, which defaults to 1. So, for example, if you launch this page at 9:00 am on a Friday, then a 2-hour graph will show the current and average number of connected clients and usage between 7:00 AM and 9:00 AM on all Fridays over the last 40 weeks, with plot points showing the number of clients for every five minutes. You can also select/drag a set of plot points to zoom in and view a more precise time range. Click the **Reset zoom** button to return to the specified time range. You can change the time range of the graphs to 4 hours, 8 hours, or 1 day using the time-range options in the upper-right corner of this page, and OV3600 will remember the new setting the next time the page is launched.

The left graph shows client information - specifically the current and average number of clients over the last 40 weeks during the selected time range. The right graphs show usage information - specifically the current and average incoming and outgoing bits-per-second over the last 40 weeks during the selected time range. The shaded/gray color within the graphs indicates the standard deviation. Any blue lines (Avg Clients, Avg Out Usage) or green lines (Avg In Usage) that appear outside of the shaded/gray area can be considered deviation points because the value does not come within the range of the calculated standard deviation.

This operation can consume a significant amount of CPU capacity as it parses through large amounts of data. Larger deployments may have to wait up to a minute before seeing the initial graph plot points. In addition, this page does not automatically refresh, rather it refreshes each time this page is selected and/or each time you click Refresh. As a result, if you click this page, navigate away, and then return to this page, the page will begin to load again. If your network includes a large amount of data, then a best practice is to open this page in a new tab before navigating to another page. In this case, the Network Deviations page will continue to load while you continue to work in OV3600.



**Figure 9:** Home > Network Deviations page



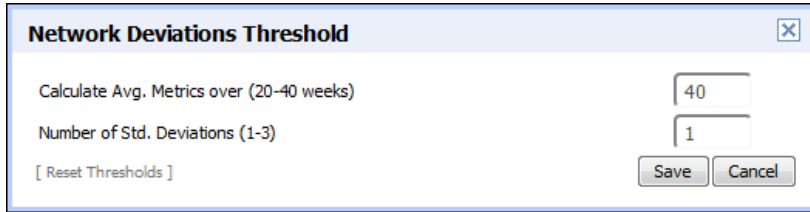
The first time this page is launched, the graphs will display information for all devices in the Top folder. To specify a different folder, simply select one from the folder drop down in the upper-right corner, and then refresh the page. OV3600 will remember the new setting the next time that the page is launched.

By default, the graphs display average and standard deviation information for the current time over the last 40 weeks. Click the **Thresholds** button in the lower right corner to change these defaults. OV3600 will remember the new setting the next time that the page is launched.



The **Thresholds** button is disabled while the page is loading. The **Folder** drop down is disabled until the first plot points display.

**Figure 10: Network Deviations Threshold**

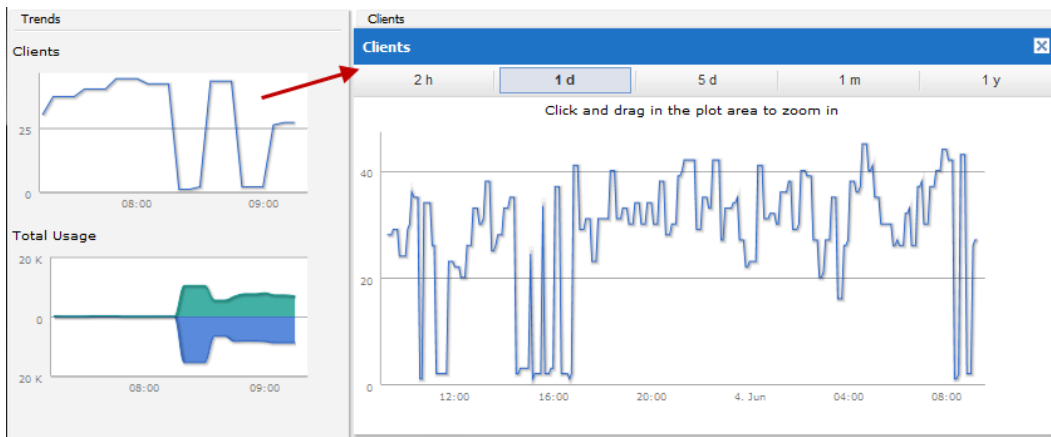


## The Clients > Overview Page

OmniVista 3600 Air Manager 7.7 introduces a new **Clients > Overview** page. This page is the default page upon selecting the **Clients** tab. It provides a graphical summary of all devices on your network, including client and network usage trends; a distribution breakdown by OS, vendor, device type, and SSID; and potential performance issues. If any clients are configured to be Watched Clients, then a Watched Clients table will also appear on this page.

This page is divided into three panes. The left pane is the "Trends" pane. This includes the Clients and Total Usage Highcharts. By default, these charts show data over the last two hours. You can click in either chart to open a popup. From this popup, you can change the time range to 1 day, 5 days, 1 month, or 1 year.

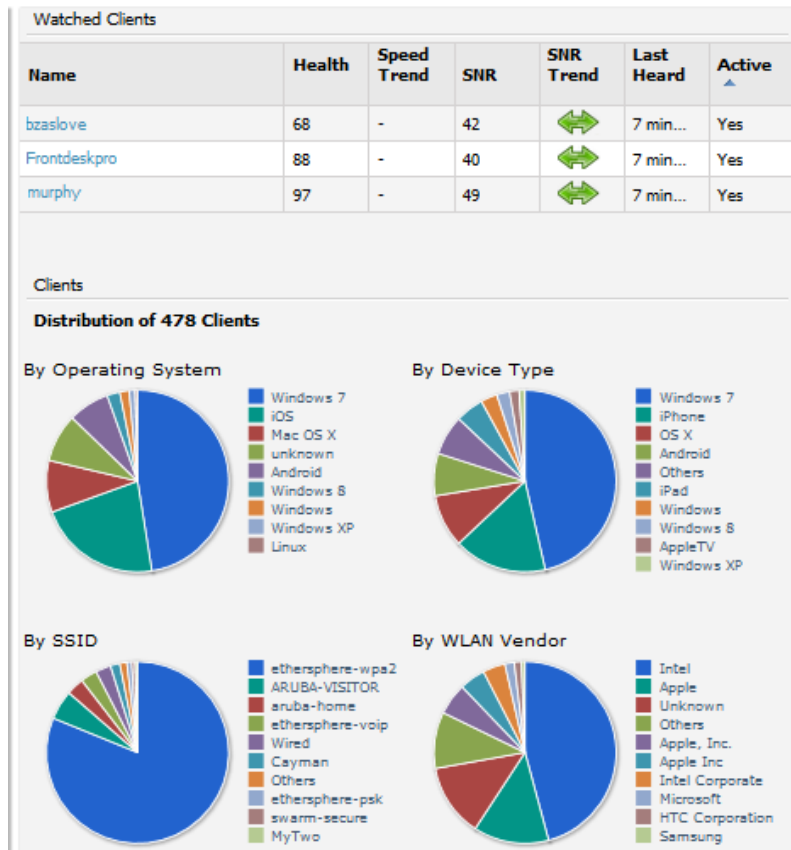
**Figure 11: Trends pane with a Clients popup**



The center pane provides pie charts that provide summarized information about all clients across your network. This information is broken down by operating system, device type, SSID, and WLAN vendor. If any clients on your network are specified as Watched Clients, then a Watched Clients table will appear in this pane, showing the client's health, speed, SNR value, SNR trend, when the client was last heard, and whether the client is active. This table provides a link for each client that take you to the **Clients > Diagnostics** page.



Figure 12: Center pane



The right pane provides information about the total number of APs, Controllers, Remote Nodes, and Switches on your network and the number of those that are currently down. This information can be useful in identifying potential performance issues.

Figure 13: Right pane

Potential Performance Issues		
	Down	Total
APs	33	147
Controllers	7	40
Remote Nodes	38	71
Switches	4	39

## RF Capacity Dashboard



This page is still under development and is only available to Admin users.

The **Home > RF Capacity** page provides summarized client and channel information for traffic that occurred on your network over the last week. This page is updated after nightly maintenance has completed. The process goes over all the radios and determines the maximum client count and maximum channel utilization for each radio.

This page includes two sets of graphs. The top tables show the total number of 2.4 GHz and 5 GHz radios that have connected over the last week and the percentage of these that were above the usage threshold. The bottom graphs show the number of clients that were connected during low and high channel utilization.

**Figure 14: The Home > RF Capacity page**



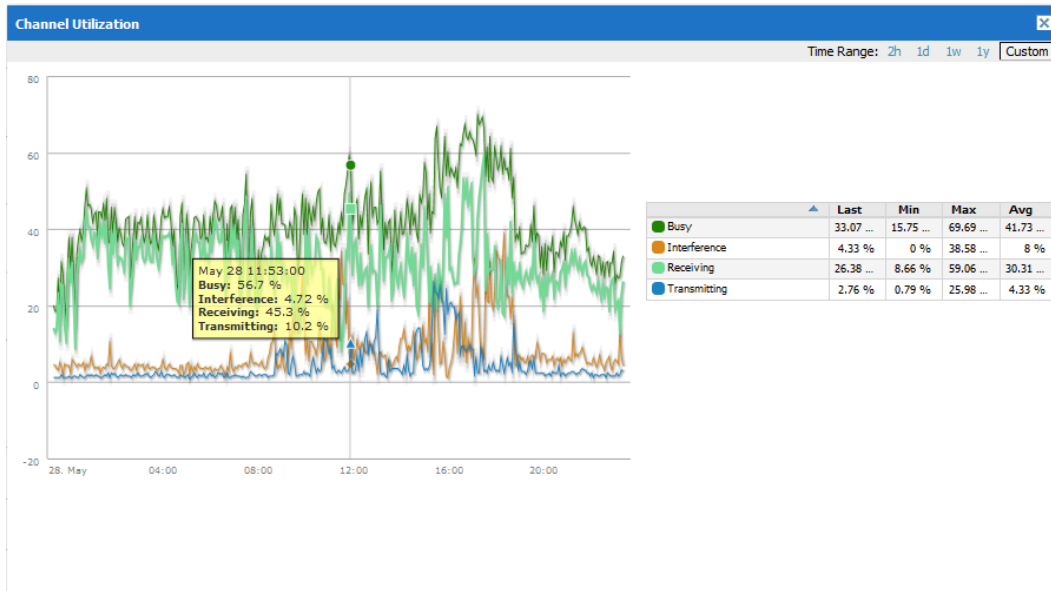
You can click on a bar in the upper graphs to view a popup showing a detailed list of the devices that connected in the week before the RF Capacity page was run. This popup includes additional drill downs to the device, the controller, and the folder. You can also search in this popup.

**Figure 15: Example of 2.4 GHz radio popup**

APs/Devices	Max. Utilization	% of Time above Threshold	AP Type	Controller	AP Folder
00:1a:1e:c1:44:42 (ap-4000-3.dev.airwave.com)	0	0	Aruba AP 125	Aruba651	Top
00:24:6c:c8:7f:58	0	0	Aruba AP 105	Aruba651	Top
1142-ac.arubanetworks.com	81.8898	4.33	Aruba AP 225	ethersphere-1322-porfidio.arubanetworks.com	Top
1142-ac.arubanetworks.com	64.1732	6.88	Aruba AP 225	ethersphere-1322-porfidio.arubanetworks.com	Top
1153-ac.arubanetworks.com	84.252	11.2	Aruba AP 225	ethersphere-1322-porfidio.arubanetworks.com	Top
1153-ac.arubanetworks.com	65.3543	4.4	Aruba AP 225	ethersphere-1322-porfidio.arubanetworks.com	Top
1242-ac.arubanetworks.com	82.6772	1.96	Aruba AP 225	ethersphere-1322-porfidio.arubanetworks.com	Top
1242-ac.arubanetworks.com	74.4094	8.47	Aruba AP 225	ethersphere-1322-porfidio.arubanetworks.com	Top
1248-ac.arubanetworks.com	86.2205	11.67	Aruba AP 225	ethersphere-1322-porfidio.arubanetworks.com	Top
1248-ac.arubanetworks.com	70.8661	18.85	Aruba AP 225	ethersphere-1322-porfidio.arubanetworks.com	Top

The plot points in the lower graph shows the number of clients that were connected during the peak utilization time along with the channel utilization percentage. You can select plot points in the lower graph to view detailed channel utilization information for the selected plot point.

**Figure 16:** Example popup showing channel utilization



## Watched Clients

In OV3600 7.7, a new **Watched Client** option is available on the **Clients > Client Detail** page.

**Figure 17:** Watched Client option

Aruba HTTP Fingerprint: Mozilla/5.0 (iPhone; CPU iPhone OS 6\_0\_1 like Mac OS X; en-us)  
AppleWebKit/534.46.0 (KHTML, like Gecko) CriOS/21.0.1180.80 Mobi

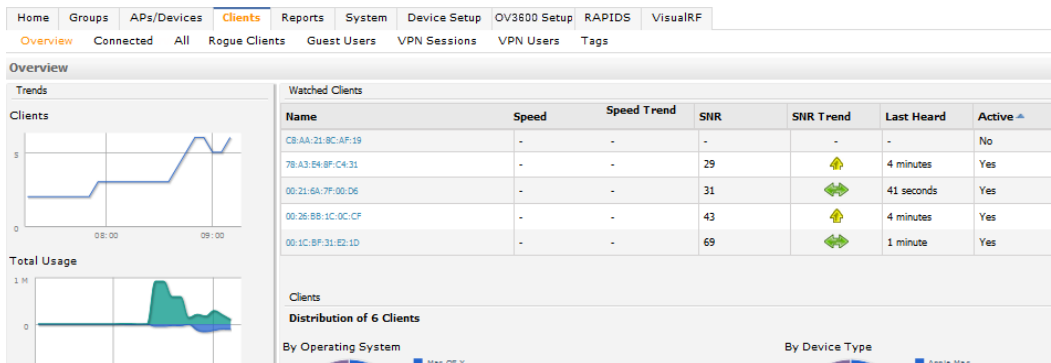
Classification: Valid

Watched Client:  Yes  No

Notes:  
Monitor signal quality.

You can specify this option for selected "VIP" clients, and those clients will be included on a watched list. A watched list is a useful method for tracking performance metrics for selected clients. For example, you might have a regular user who cites repeated connectivity issues when moving from one room to another. Adding this client to a watched list allows you to more easily track this and other watched clients. Navigate to the **Clients > Overview** page to view speed and SNR trends for all watched clients.

**Figure 18:** Clients > Overview page



There is currently no limit as to the number of watched clients you can add, but a best practice is to limit this to approximately 10 regular clients and to not include guest users who are on site temporarily.

## Changes

Changes to OV3600 were made to the following general categories:

- "Browser Support" on page 12
- "Installation Changes" on page 12
- "Guest User Configuration" on page 12
- "Monitoring Support with AMON" on page 13
- "New Devices" on page 13
- "Quick Search Improvements" on page 13
- "Reporting Enhancements" on page 13

### Browser Support

Internet Explorer® 8 is no longer supported. Please refer to the *OmniVista 3600 Air Manager 7.7 Installation Guide* for a list of the minimum supported browsers.

### Installation Changes

Beginning in OV3600 7.7, support for CD installations has been deprecated and replaced with only DVD support. Customers who previously created an installation CD from the .iso disc image must upgrade to a DVD.

### AOS-W Support

Support has been added for Alcatel-Lucent AOS-W 6.3. This version includes a series of new and updated profiles.

### Guest User Configuration

Support for Guest User configuration will be deprecated in the next major OV3600 release. We recommend using ClearPass to manage Guest Users.

### Alcatel-Lucent Instant Support

#### New Firmware Support

- Support has been added for Instant 6.2.0.0-3.3.0.0 in OV3600 7.7.0.
- Support has been added for Instant 6.2.1.0-3.4.0.0 in OV3600 7.7.2.
- Support has been added for Instant 6.3.1.1-4.0.0.0 in OV3600 7.7.8.

#### Acting-VC Icon

A new icon is available in OV3600 for lists that show OAW-IAP devices. This icon indicates that an AP is acting as a virtual controller.

**Figure 19:** AP Acting as a Virtual Controller Icon

Device ▲	Status ▼	Detailed Status ▼	Upstream	Upstream St
Dallas-AP *	Up	OK	-	-
Dallas-VC	Un	OK	-	-
Air-SF-AP *	Up	OK	-	-
Air-SF-VC	Up	OK	-	-

## Support for Wired Interfaces and Wired Clients

7.7.3 introduced support for wired interfaces and wired clients in Instant 4.0. As part of this support, an OAW-IAP 4.0 device can send wired interface information to OV3600, and the interface information can be viewed on the **APs/Devices > Monitor** page. Similarly, OAW-IAP devices can also send the client IP address, MAC address, and OS type to OV3600.

## Monitoring Support with AMON

OV3600 utilizes AMON for monitoring switches. In prior versions, AMON support was limited to Client Goodput, Speed, and Radio Utilization information. Beginning in 7.7, support is extended to Client Monitoring (state and stat). In addition, a new option is available in **OV3600 Setup > General** that allows you to specify whether to prefer AMON over SNMP Polling. If this option is enabled, then monitoring relies solely on AMON and stops gathering data via SNMP polling.



---

Client Monitoring is only supported for AMON-enabled switches running AOS-W 6.3 or greater.

---

## New Devices

### Alcatel-Lucent Support

Support has been added for the following Alcatel-Lucent devices:

- W-AP114/W-AP115
- W-AP224/W-AP225 (802.11ac)
- W-IAP114/W-IAP115
- W-IAP224/W-IAP225 (802.11ac)
- W-IAP155/W-IAP155p

### Cisco Support

Support has been added for the following Cisco devices:

- LWAPP: 1600 Series
- LWAPP: 2600 Series

## Quick Search Improvements

OmniVista 3600 Air Manager 7.7 includes improvements to Quick Search performance. OV3600 performs a Quick Search when the user selects **Active + historical clients (exact match) + all devices** from the Search drop down menu. If this is the default search method, then Quick Search will also be performed when the user hits Enter during a search.

Quick Search will now return results on partial matches for usernames if that username is included in either the beginning or the end of a username string. For example, if you search for a user "jsmith" who has several devices connected to your network, OV3600 quickly return results for "jsmith," "jsmithphone," "notepadjsmith," and so on.

Also beginning with OV3600 7.7, historical clients are now included in the results.



---

Because historical data is included in the Quick Search results, it is possible that extra results can be returned. For example, if a device has an IP address that was previously assigned to another client, then when searching for that IP address, both clients can display in the results.

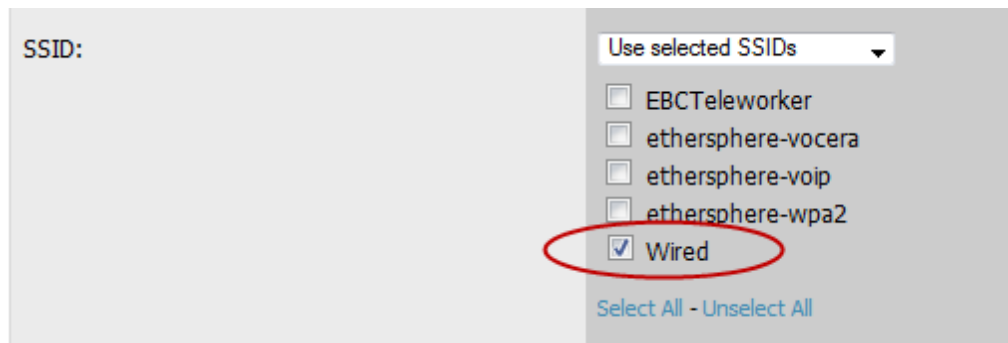
---

## Reporting Enhancements

### Network Usage Report

When defining a Network Usage report, users can now include information for Wired Networks.

**Figure 20:** *Wired networks option*

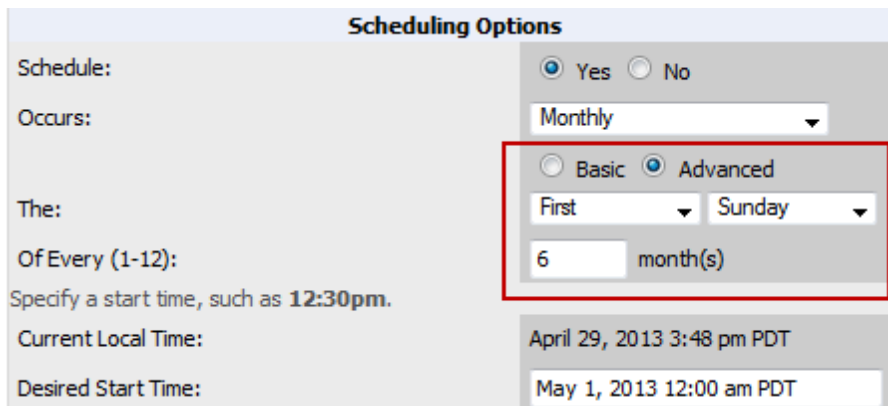


## Scheduling

When scheduling monthly reports, a new field was added that allows users to specify the frequency with which the report should be run. This allows you to schedule recurring quarterly reports or reports that should be run with less frequency than a daily or weekly report.

Using the **Basic** option, you can specify that the report should be run every month, every two months, and so on based on a date within the month (for example, "day 1 of each month"). Using the **Advanced** option, you can specify a particular day of the week (for example, on the second Sunday of every other month). In the example below, the report is configured to run every six months on the first Sunday beginning June 2, 2013.

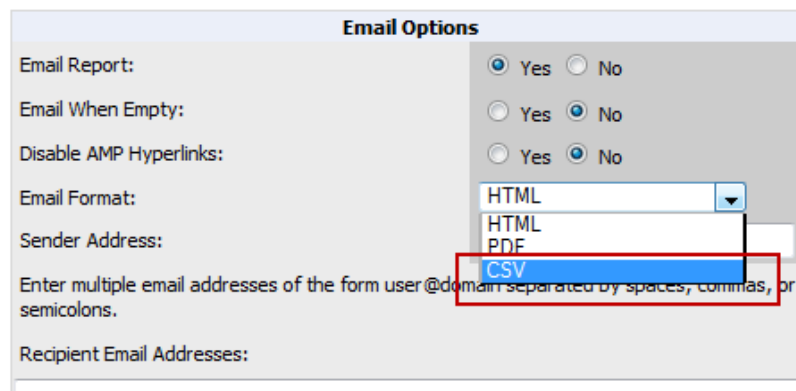
**Figure 21:** *Monthly scheduling options*



## Emailing Reports

Users can now email reports in CSV format.

**Figure 22:** *Report Email options*



## SNMPv3 Informs

OV3600 allows users to send SNMPv3 informs to an external NMS server. When this option is selected from the **OV3600 Setup > NMS** page, then the following additional options become available:

- Username
- Authentication Protocol (MD5 or SHA-1) and Passphrase
- Privilege Protocol (DES or AES) and Passphrase

The above options are specific to SNMPv3. In addition, you also specify the Hostname and values for SNMP Retries and Timeout.



Be sure that you also configure your application (i.e the application that will receive the traps/informs) for SNMPv3. Before you can receive the SNMPv3 informs, you must specify the engine ID, authentication, and privilege parameters, and then restart your application.

**Figure 23:** *SNMPv3 Informs Support*

The screenshot shows two sections of a web interface. The top section, titled "NMS Integration", contains text explaining that OV3600 can send SNMPv1, SNMPv2 traps or SNMPv3 informs to NMS servers. It instructs users to add one or more NMS servers and select "NMS" as a notification option for triggers. It also mentions that the "Sync" action will send one trap/inform for each device managed by OV3600 to notify an NMS of its up/down and configuration status. A link to "Download the OV3600 MIB files" is provided. The bottom section, titled "NMS Server", contains configuration fields: "Hostname:" (text input), "Port (1-65535):" (text input with "162" entered), "SNMP Version:" (dropdown menu with "3" selected and circled in red), "Enabled:" (radio buttons for "Yes" and "No", with "Yes" selected), and "Send Configuration Traps:" (radio buttons for "Yes" and "No", with "Yes" selected).

## Trigger Enhancement

The Device Up trigger includes a new option is available for automatically acknowledging Up alerts, Down alerts, or both. When this option is set, each time a device goes down and then comes back up, all up/down alerts will automatically be acknowledged. In addition, if this option is enabled (i.e, is not specified as Disabled), then you can also specify a time window to auto acknowledge the alerts that were created within a give time window.

**Figure 24:** Auto Acknowledge Up/Down Alerts option in the Device Up trigger

The screenshot shows the 'Trigger' configuration page. The 'Type' is set to 'Device Up' and 'Severity' is 'Normal'. The 'Auto Acknowledge Up/Down Alerts' dropdown menu is open, showing options: 'Up only', 'Disabled', 'Up only', 'Down only', and 'Up and Down'. The 'Up only' option is selected. Below this, the 'Conditions' section shows 'Matching conditions:' with radio buttons for 'All' (selected) and 'Any'.

## OV3600 Whitelists

OV3600 7.7.3 introduced support for OV3600 whitelists. On the **OV3600 Setup > Authentication** page, you can now include a list of subnets that are able to log in to OV3600. If this option is enabled, then by default, the current client network will appear as the first entry in the list of subnets. Additional entries can be added, one per line, in the text entry box.

For Instant devices that are managed by OV3600, this option must be enabled if Certificate Authentication is also enabled.



Do not delete the current client network line from the OV3600 whitelist. Doing so can result in the loss of access to the OV3600 user interface.

**Figure 25:** Enabling OV3600 Whitelists

The screenshot shows the 'Login Configuration' page. The 'Max OV3600 User Idle Timeout (Greater than or equal to 5 min):' is set to '240'. The 'Login message:' field is empty. The 'Enable OV3600 Whitelist:' radio buttons are set to 'Yes'. Below this, the 'OV3600 Whitelist:' text area contains the entry '10.1.1.8/32'.

## Security

The following packages were updated with security-related fixes:

- kernel:
  - <https://rhn.redhat.com/errata/RHSA-2013-0830.html> (kernel-2.6.32-358.6.2.el6)



- <https://rhn.redhat.com/errata/RHSA-2013-1051.html> (kernel-2.6.32-358.14.1.el6)
  - <https://rhn.redhat.com/errata/RHSA-2013-1173.html> (kernel-2.6.32-358.18.1.el6)
- krb5:
  - <http://lists.centos.org/pipermail/centos-announce/2012-July/018777.html>
  - <https://rhn.redhat.com/errata/RHSA-2012-1131.html>
  - <https://rhn.redhat.com/errata/RHSA-2013-0748.html>
- mysql-libs:
  - <http://lists.centos.org/pipermail/centos-announce/2012-December/019026.html>
  - <https://rhn.redhat.com/errata/RHSA-2012-1551.html>
  - <https://rhn.redhat.com/errata/RHSA-2013-0271.html>
- libproxy, libproxy-bin, libproxy-python:
  - <http://lists.centos.org/pipermail/centos-announce/2012-November/018996.html>
  - <https://rhn.redhat.com/errata/RHSA-2012-1461.html>
  - <https://rhn.redhat.com/errata/RHSA-2013-0271.html>
- pixman:
  - <http://lists.centos.org/pipermail/centos-announce/2013-March/019670.html>
  - <https://rhn.redhat.com/errata/RHSA-2013-0687.html>
- sudo:
  - <http://lists.centos.org/pipermail/centos-announce/2012-July/018739.html>
  - <https://rhn.redhat.com/errata/RHSA-2012-1081.html>
  - <https://rhn.redhat.com/errata/RHBA-2013-0363.html>
- bind-libs, bind-utils:
  - <http://lists.centos.org/pipermail/centos-announce/2013-March/019672.html>
  - <https://rhn.redhat.com/errata/RHSA-2013-0689.html>
- dbus-glib:
  - <http://lists.centos.org/pipermail/centos-cr-announce/2013-February/000807.html>
  - <https://rhn.redhat.com/errata/RHSA-2013-0568.html>
- perl, perl-\*:
  - <http://lists.centos.org/pipermail/centos-announce/2013-March/019669.html>
  - <https://rhn.redhat.com/errata/RHSA-2013-0685.html>
  - <https://rhn.redhat.com/errata/RHBA-2013-0781.html>
- rpm:
  - <http://lists.centos.org/pipermail/centos-announce/2012-April/018549.html>
  - <https://rhn.redhat.com/errata/RHSA-2012-0451.html>
- nspr, nss, nss-sysint, nss-tools, nss-util:
  - <http://lists.centos.org/pipermail/centos-announce/2013-February/019220.html>
  - <https://rhn.redhat.com/errata/RHSA-2013-0213.html>
- dhclient, dhcp-common:
  - <http://lists.centos.org/pipermail/centos-announce/2013-March/019316.html>
  - <https://rhn.redhat.com/errata/RHSA-2013-0504.html>
- libxml2:
  - <http://lists.centos.org/pipermail/centos-announce/2012-November/019019.html>

- <https://rhn.redhat.com/errata/RHSA-2012-1512.html>
- gdb:
  - <http://lists.centos.org/pipermail/centos-announce/2013-March/019328.html>
  - <https://rhn.redhat.com/errata/RHSA-2013-0522.html>
  - <https://rhn.redhat.com/errata/RHBA-2013-0811.html>
- openssh, openssh-clients, openssh-server:
  - <http://lists.centos.org/pipermail/centos-cr-announce/2013-February/000649.html>
  - <https://rhn.redhat.com/errata/RHSA-2013-0519.html>
- pam:
  - <http://lists.centos.org/pipermail/centos-announce/2013-March/019462.html>
  - <https://rhn.redhat.com/errata/RHSA-2013-0521.html>
- util-linux-ng, libblkid, libuuid:
  - <http://lists.centos.org/pipermail/centos-announce/2013-March/019536.html>
  - <https://rhn.redhat.com/errata/RHSA-2013-0521.html>
  - <https://rhn.redhat.com/errata/RHBA-2013-0776.html>
- nss-pam-ldapd:
  - <http://lists.centos.org/pipermail/centos-cr-announce/2013-March/000816.html>
  - <https://rhn.redhat.com/errata/RHSA-2013-0590.html>

- openldap:
  - <http://lists.centos.org/pipermail/centos-announce/2012-August/018793.html>
  - <https://rhn.redhat.com/errata/RHSA-2012-1151.html>
  - <https://rhn.redhat.com/errata/RHBA-2013-0778.html>
- glibc, glibc-common, glibc-headers, ncsd:
  - <http://lists.centos.org/pipermail/centos-announce/2012-August/018828.html>
  - <https://rhn.redhat.com/errata/RHSA-2012-1208.html>
  - <https://rhn.redhat.com/errata/RHBA-2013-0279.html>
- gnutls:
  - <http://lists.centos.org/pipermail/centos-announce/2013-March/019620.html>
  - <https://rhn.redhat.com/errata/RHSA-2013-0588.html>
- xinetd:
  - <http://lists.centos.org/pipermail/centos-announce/2013-March/019552.html>
  - <https://rhn.redhat.com/errata/RHSA-2013-0499.html>
- libcurl:
  - [rhn.redhat.com/errata/RHSA-2013-0771.html](https://rhn.redhat.com/errata/RHSA-2013-0771.html)

## Fixed Issues

Table 1 lists the fixed issues for OV3600 7.7.10.

**Table 1:** *Fixed Issues in OV3600 7.7.10*

ID	Description
DE16182	In VisualRF, Channel utilization for all applications and radio dialog utilization values are now displayed when VisualRF is started.
DE16280	In VisualRF, a corrupt Bill of Materials (BOM) report is exported when deployment information contains an ampersand. The BOM report is generated as a Microsoft Word document.
DE16546	In Instant Config, fixed an issue where you could not add SNMP strings.
DE16904	In Instant Config, fixed address issue where devices flagged for Automatically Auth Virtual Controller was not putting devices into management mode has been fixed.
DE17015	OS Hardening: removes shell access from internal AMP process accounts. Also make Service Watcher in control of RADIUS process if RADIUS accounting is enabled
DE17080	In Instant Config, several AMON fixes were introduced to address issues with stale client data, clients showing as associated to the wrong AP, multiple entries for the same session, and Async Logger Client Crashes.
DE17087	In Instant Config, Messages that contain no mismatch information, such as "unable to disable setting" and "banner-text" messages are no longer written to the log.
DE17117	In Instant Config, fixed an issue for adding multiple authentication servers for guest WLANs.
DE17132	Reports with a restricted daily time window can display incorrectly. In these cases, an issue exists with the downtime duration.

**Table 1: Fixed Issues in OV3600 7.7.10 (Continued)**

ID	Description
DE17150	The OV3600 user authentication update allows users ten login attempts before disabling the user's access account. Restoring access requires another user with administrator privileges or CLI access.
DE17164	In Instant Config, the timezone combo box will only accept selections that are on the list. Do not attempt to add a timezone value to the list.
DE17169	In Instant Config, if you are performing a .11x enterprise configuration, you can only select a RADIUS server.
DE17173	Updated the Master Console infrastructure to repair database connectivity to watched OV3600s.
DE17176	In Instant Config, the PSK value for a SSID profile can now include an apostrophe.
DE17177	The AMP session no longer fails after a period of inactivity.
DE17181	A field was added in <b>Group</b> to identify whether the <b>Group</b> setting is default or not. With the new field, the auto group setting <b>Import</b> will decide correctly whether to update the group setting if it is the first device in the group.
DE17191	The output of the <b>run a command</b> window can be now saved by clicking on <b>Export</b> .
DE17194	In VisualRF, you can now export a floorplan by right-clicking on a campus, selecting any campus that has a floorplan, and clicking the <b>Export</b> link.
DE17195	In VisualRF, addressed an issue where VisualRF would not start after the AMP Whitelist was enabled in <b>AMP Setup &gt; Authentication</b> .
DE17199	After planning an AP on VisualRF and matching it with a deployed AP, the <b>Notes</b> field of the <b>Properties</b> pane is no longer filled automatically with the word <b>null</b> .
DE17212	In Instant Config, the default rule for a new role after adding a new role on the <b>Role &gt; Security</b> page.
DE17213	In Instant Config, the rule is no longer changed when you apply the default rule to a new role after the IAP is added to a new group.
DE17214	In Instant Config, new users who have a Wired Profile can now see the <b>Captive Portal</b> .
DE17215	In Instant Config, trunk ports on a wired port can now be changed to an access port without generating a mismatch.
DE17234	You can now enter <b>All</b> in the VLANs field when you create a wired port profile and you select <b>Trunk</b> .
DE17239	You can now enforce HTTP firmware download for versions older than IAP 4.0.
DE17261	In Instant Config, the <b>Dynamic</b> radio button no longer toggles to <b>Default</b> after editing a VLAN Assignment rule.
DE17266	In Instant Config, the VC levels are now displayed correctly after changing an organization in the <b>Group mode</b> .
DE17269	In Instant Config, Machine Authentication is now enforced when adding an <b>Employee</b> or <b>Guest Network</b> to a Wired LAN.
DE17270	In Instant Config, the Security page now displays the correct number of employee internal users and internal guest users if you create an <b>Employee Network</b> or a <b>Guest Network</b> (wired or wireless).
DE17271	In Instant Config, OV3600 can now distinguish between the show/hide settings for each access rule when

**Table 1: Fixed Issues in OV3600 7.7.10 (Continued)**

ID	Description
	you configure access rules.
DE17289	In Instant Config, a <b>Role-based</b> field was added when you are configuring an Employee SSID and the mode is set to <b>Internal Server</b> .
DE17312	In Instant Config, a "tip" message is displayed instead of a "duplicate" message when deleting and adding the same rule item.
DE17315	In Instant Config, the domain name must be included when creating DHCP.
DE17326	The top three applications of PEF data are now displayed on the <b>Clients &gt; Diagnostics</b> page.
DE17343	In Instant Config, the <b>Next</b> button is enabled on all pages when you use the wizard to create a WLAN.
DE17345	In Instant Config, the <b>Enforce Machine Authentication</b> field is now displayed on all appropriate pages, not only on the <b>Access</b> page.
DE17352	In Instant Config, addressed NTP vulnerability by ignoring NTP queries from external sources.
DE17402	In Instant Config, the <b>Password</b> field on the <b>Security</b> page now accepts between 8 and 63 characters.
DE17406	In Instant Config, two DNS servers can now be supported on the <b>System/DHCP</b> page.
DE17488	In Instant Config, the Virtual Controller name can now accept 16 characters instead of 14 characters.
DE17511	In Instant Config, you must create a password at least eight characters when you input an SSID name on the <b>wifi/uplink/system</b> .
DE17513	In Instant Config, the key management values of <b>wpa</b> and <b>wpa-2</b> in the personal tab can now be saved on the wireless network security page.
DE17702	The management flag was dropped when adding Aruba thin APs because of the "update group settings" confirmation page.
US11502	The AMP to Instant AP communication port is now configurable.

Table 2 lists the fixed issues for OV3600 7.7.9.

**Table 2: Fixed Issues in OV3600 7.7.9.**

ID	Description
DE16279	VLANs configured for a Switch IP on the <b>Layer 3 Features &gt; IP</b> page can now be overridden in OV3600.
DE16552	In Instant Config, fixed a display issue that existed when viewing the "Last contacted" time for a VC. The seconds column for this time now includes two digits rather than just one.
DE16719	Instant Config now supports 11ac OAW-IAP 225 devices.
DE16804	Instant Config now pushes the "Disable if uplink type is" setting when creating a WLAN Guest. In addition, enabling/disabling old SSIDs now works correctly when upgrading from 7.7.7 to 7.7.8, so replacing old SSIDs with new SSIDs is no longer required.
DE16807	When using Instant Config with OAW-IAP 4.0 devices and selecting a newly created captive portal profile, the security page now correctly populates with the profile information.
DE16810	When using Instant Config to manage OAW-IAP 4.0 devices, the Firewall settings page now includes a "Delete All" option for removing all management subnets.

**Table 2: Fixed Issues in OV3600 7.7.9. (Continued)**

ID	Description
DE16830	In Instant Config, when adding a new captive portal profile as part of the Create Networks Wizard for OAW-IAP 3.3 devices, the new profile now automatically reloads.
DE16838	ARM/RF options can now be specified in Instant Config when configuring OAW-IAP 4.0 devices.
DE16870	Fixed an issue that resulted in invalid variables in Instant templates. This issue occurred after creating an Instant template on an OV3600 with no added devices.
DE16872	When using Instant Config to manage OAW-IAP 3.3 devices, the configured Spectrum Load Balancing values are now saved.
DE16873	In Instant Config, fixed an issue that occurred when configuring Proxy settings for OAW-IAP 4.0 devices. Now when multiple exceptions are added to the exceptions list, the entire list is saved, rather than only one entry.
DE16885	When using Instant Config to manage OAW-IAP 4.0 devices, fixed an issue that resulted in a "retry limit reached" message after adding AAA servers. While this error was visible in the Instant Config UI, the VC logs indicated that the configuration was accepted.
DE16888	Fixed an issue on the <b>APs/Devices &gt; Monitor</b> page. This page no longer indicates that OAW-IAP devices are in monitor-only mode.
DE16892	OAW-IAP devices that were moved from an Instant Config group to a template-based configuration group no longer continue to display in the Instant Config group.
DE16893	Fixed a database issue that occurred during some upgrades and caused Instant Config to fail to start.
DE16895, DE16899	In Instant Config, users can now click <b>Save and Apply</b> after making policy changes.
DE16897, DE16898	In Instant Config, fixed an issue that resulted in a mismatch. The "syslocation" field can now be empty.
DE16901	In Instant Config, the "Confirm changes" popup window no longer appears by default when users click <b>Save and Apply</b> .
DE16902	When editing a WLAN in Instant Config, changing the "Disable SSID" setting now works properly. In prior versions, this setting did not update after it was edited.
DE16903	In Instant Config, users can now successfully edit Centralized DHCP Scope options on the <b>VPN &gt; DHCP Server</b> page.
DE16915	In Instant Config, tool tips that display for each field when you create a new network now auto-hide when values are entered.
DE16916	When enabling a Dynamic RADIUS Proxy on the <b>Settings &gt; General</b> page in Instant Config, OV3600 now verifies whether the specified VC IP exists.
DE16920	In Instant Config, users can now edit the Organization, AirWave IP, and AirWave Backup IP on the <b>Settings &gt; Admin</b> page.
DE16921	In Instant Config, fixed an issue that occurred when deleting a Proxy IP. OV3600 no longer prompts you to

**Table 2: Fixed Issues in OV3600 7.7.9. (Continued)**

ID	Description
	enter a port value range when the Proxy IP setting is empty.
DE16923, DE16924	When using Instant Config to manage OAW-IAP 4.0 devices, management users and management guest users can now be deleted on the <b>Settings &gt; Admin</b> page.
DE16926	Fixed a postgres error that occurred after enabling Instant Config for a downed Virtual Controller.
DE16941	Fixed two mismatch issues in Instant Config. These occurred with the Spectrum Load Balancing and Client Match options when migrating from OAW-IAP 3.3 to 4.0.
DE16942	Fixed mismatches that occurred with Spectrum Load Balancing and Client Match configurations after migrating an OAW-IAP device from version 3.3 to 4.0.
DE16943	In Instant Config, acceptable value ranges now display when you configure a port value and passphrase on the <b>Settings &gt; RTLS</b> page.
DE16945	Value ranges are now included on the Instant Config UI when adding/editing values on the RTLS and Proxy pages.
DE16948	In Instant Config, fixed an issue in the DHCP scope that resulted in a mismatch when migrating devices from OAW-IAP 3.2 to 3.4.
DE16949	In Instant Config, specifying multiple DNS Servers in comma-separated format for DHCP now works properly.
DE16950	Fixed an version mismatch issue that existed in Instant Config. This occurred when users attempted to add OAW-IAP 3.x devices to a group that was set up to include OAW-IAP 4.0 devices. The error caused by initially adding the devices still remained, even after the 3.x devices were removed from the group.
DE16955	In Instant Config, the VC list is now sorted alphabetically.
DE16956	Fixed an issue that caused Instant Config to restart repeatedly.
DE16957	Fixed an issue with the Replace Hardware feature that resulted in a "Match not found for <device>" error. This occurred when OV3600 attempted to match a device based on the name or apparent_ip. Matches are now based on device_config_name.
DE16964	Fixed an issue that caused OV3600 to fail to push changes made to the VPN primary IP address and the routing profile. These configurations are now pushed correctly when they are updated.
DE16966	In the Master Console, fixed an issue that caused the Web UI to fail with a deadlock message.
DE16972	OV3600 now successfully updates syslog messages received from ClearPass Policy Manager.
DE16984	Fixed an issue that existed caused certain timezones to be unchangeable after they were selected.
DE16985	When using Instant Config to manage OAW-IAP 3.3 devices, users can now show/hide advanced settings when editing WLAN settings.
DE16987	In Instant Config, settings for 11ac radios can now be changed.
DE16988	In Instant Config, the <b>Save All</b> button is now disabled after it is clicked.

**Table 2: Fixed Issues in OV3600 7.7.9. (Continued)**

ID	Description
DE16989	When updating settings on the <b>Network &gt; Security</b> page in Instant Config, the message that displays when you apply changes now shows the correct list of changes.
DE16899	In Instant Config, the <b>Save and Apply</b> button is now available when immediately when the page loads. In earlier versions, users had to wait approximately 5 seconds before this button was enabled.
DE16991	In Instant Config, "g" channels now accept a value of 6+.
DE16992	When using Instant Config to configure OAW-IAP 4.0 devices, the "per-user-bandwidth-limit" command is no longer sent to OAW-IAPs added to the group.
DE16998	Fixed a mismatch issue that occurred with AOS-W 6.3.1.1 and 6.3.1.2 devices on the Client Match Restriction Timeout and Client Match Max Steer Failures options.
DE17012	When generating a custom Device Uptime report, a report is now generated when only one custom option is selected (for example, Uptime by Device).
DE17022	In Instant Config, the message that displays after failing to change settings on the Firewall Settings page now provides clearer information about the specific error.
DE17025	Fixed an issue in Instant Config that resulted in a mismatch any time the SLB mode was set to 1.
DE17032	Fixed an issue that caused Instant Config to fail to manage OAW-IAP 3.4 devices after upgrading to 7.7.7.
DE17044	In Instant Config, authentication servers that are currently in use can no longer be deleted.
DE17049	When using Instant Config to configure CALEA settings, the message that displays as a result of a policy failure now indicates the correct scope.
DE17061	Users can no longer create more than 64 access rules in Instant Config.
DE17062	When using Instant Config, users can no longer perform "Copy Policy" and "Migrate to" operations simultaneously.
DE17066, DE17067	When adding a new Instant device to a new group, Instant Config now ignores the new OAW-IAP's VC IP address rather than adding it to the group policy. In addition, Instant Config also ignores the Virtual Controller Netmask, Virtual Controller Gateway, and Virtual Controller VLAN.
DE17068	In Instant Config, fixed an issue that caused a policy load failure that occurred when two VCs shared the same name.
DE17074	In Instant Config, fixed an issue that caused mismatches to display for settings that were deleted.
DE17076	In InstantConfig, rules can now be successfully deleted.
DE17082	In Instant Config, fixed an issue that caused duplicate commands to be present after editing the sequence of authentication servers.
DE17083	The following DHCP scope commands are now ignored in the OAW-IAP CLI: bid device-id



**Table 2: Fixed Issues in OV3600 7.7.9. (Continued)**

ID	Description
	ip dhcp profile bid
DE17086	Fixed an issue that caused APs that were deleted from OV3600 to still display in Instant Config.
DE17088	In Instant Config, a default rule is now available when creating a new WLAN.
DE17089	In Instant Config, "readonly" and "guest" users can now be deleted.
DE17090	Fixed an issue that caused LDAP servers to fail to be available for selection in Instant Config.
DE17096	In VisualRF, fixed an issue that caused exporting of floor plans to fail because of a Flash error. Note that this fix is not supported in IE9.
DE17105	Fixed a sorting issue that existed in Instant Config when selecting a new OAW-IAP version for migration.
DE17114	In Instant Config, wired profiles no longer include a "set-role-by-ssid" option.
DE17116	In Instant Config, rules for all roles can now be viewed on the Security page.
US11603	<p>This release addresses the following XSS and CSRF vulnerabilities:</p> <ul style="list-style-type: none"> <li>URI escap error redirects URL</li> <li>Pages can only be embedded inside of a frame if the frameset came from the same origin.</li> <li>Login issues, including: <ul style="list-style-type: none"> <li>Disabled GET</li> <li>Removed credentials from being template-d</li> <li>Ignore scheme and authority of URI for destinateion</li> <li>Added no-cache headers</li> <li>Disable GET for MOTD API</li> </ul> </li> </ul> <p>This release also includes CSRF exploit protection.</p>
US11651	In Instant Config, "Dialog" now support multiple OAW-IAP versions.
US11667	When using Instant Config to manage OAW-IAP 4.0 devices, users can now configure downstream and upstream bandwidth limits, and those limits can be specified as "per user."
US11699	When using Instant Config to manage OAW-IAP 4.0 devices, configuring the per-ap-setting for the preferred master is now supported.
US11729	In Instant Config, "AuthServerDialog" now supports multiple OAW-IAPversions.
US11730	In Instant Config, "AccessRuleDialog" now supports multiple OAW-IAP versions.

Table 3 lists the fixed issues for OV36007.7.8.

**Table 3: Fixed Issues in OV3600 7.7.8**

ID	Description
DE14924	In Instant Config, online help is now available for all fields on the <b>Settings &gt; Admin</b> page.
DE15376	Fixed an issue that occurred in the Channel Utilization graph on the <b>Home &gt; RF Capacity</b> page. Because the number of clients can never be less than 0, the Y axis now displays on the bottom of the graph rather than in the middle of the graph. <b>NOTE:</b> By default, high charts automatically position the Y axis in the middle of the graph when all values are 0.
DE15866	Fixed an issue that occurred when initially starting VisualRF. When attempting to add deployed devices, the list of available devices now shows all rather than some available devices.
DE16042	IE 9 and 10 users can now modify the custom date in the Usage graphs. In prior OV3600 versions, attempting to change the date when using IE 9 or 10 resulted in the graph closing without saving the modified dates.
DE16343	Fixed an issue that caused the new_config table to grow significantly. When an import fails, OV3600 now limits the number of auto imports rather than continuing to create new auto imports.
DE16345	Newly added deployed APs now display in VisualRF. In prior versions, a restart was sometimes required before seeing these devices.
DE16363	Fixed an issue that caused the Avg Usage value on the Device Summary Report to provide inaccurate information. This information no longer conflicts with the values that display for the same device on the <b>APs/Devices &gt; Monitor</b> page.
DE16474	When configuring a timezone ahead of GMT, the command is now sent with "+".
DE16483	In Instant Config, users can no longer include spaces in SSID names when configuring wired networks.
DE16491	In VisualRF, fixed an issue that caused campus and building names/labels to disappear after configuring the Set Origin option on the floor plan.
DE16492	Added multi-language support to Instant Config.
DE16496	In Instant Config, fixed an issue that caused Instant Config to continue sending the "wlan captive-portal" command to an OAW-IAP device after creating a wired LAN.
DE16499	In Instant Config, fixed an issue that caused DHCP info to fail to be deleted from an OAW-IAP device.
DE16502	In Instant Config, multi-language users can now successfully delete WLANs/LANs.
DE16505	On the rebranded OV3600, fixed an issue with the copyright message that displays on the MC. This copyright message now matches the copyright on the standard OV3600.
DE16510	The graphs on the Home > RF Capacity page now include data for Instant APs.
DE16514	Running "parse_qlog_swarm_debug" no longer results in an error. In prior versions of 7.7, an error occurred when running this with any syntax other than -h.
DE16520	The following Instant commands were added to OmniVista 3600 Air Manager: <pre>show stats client &lt;mac&gt; show ap debug client-stats &lt;mac&gt; &lt;bssid&gt;</pre>

**Table 3: Fixed Issues in OV3600 7.7.8 (Continued)**

ID	Description
	With these new commands, OV3600 can now receive client information from Instant 3.4 devices.
DE16539	The Radio TX power for OAW-IAP devices no longer displays as double the actual value.
DE16541	Alcatel-Lucent AP 224/225 and Dell W-AP224/W-AP225 devices now display in the VisualRF Planned Device and Device Catalog repositories.
DE16542	Fixed an issue that occurred with OAW-IAP devices that were managed using Template Configuration. Adding OAW-IAP devices using DHCP options 60 and 43 no longer results in a mismatch on the ams-ip and ams-key fields.
DE16554	In Instant Config, a popup message displays if you attempt to navigate away from a page with new configurations without saving your changes.
DE16557	In Instant Config, fixed an issue on the <b>Firewall &gt; Roles</b> that caused some roles to be exempt from deletion. In these instances, the <b>Disable</b> button was not active, so the role could not be deleted.
DE16562	When monitoring OAW-IAP devices on the <b>APs/Devices &gt; Monitor</b> page, the "Previous Tx Power" and "Current Tx Power" values are no longer double the values reported by Instant.
DE16565	Fixed a display issue that occurred when mousing over points on the Clients graph. The number of clients is now correctly labeled. In prior versions, the unit (for example, "K") was truncated with the word "clients."
DE16592	Fixed an issue on the <b>Firewall &gt; Roles</b> page in Instant Config. Access rules for roles can now be re-ordered.
DE16600	Fixed an issue that resulted in an "Odd number of elements in hash assignment" message in the httpd/error_log.
DE16619	In VisualRF, fixed an authentication update issue that caused some floor plans to fail to display after they were imported.
DE16623	In Instant Config, fixed an issue that resulted in "duplicate command" messages after clicking updating a configuration and then clicking <b>Save and Apply</b> . Note that this issue was only seen with OAW-IAP 3.3 devices.
DE16629, DE16675	When configuring a new network in Instant Config, the key management "Passphrase" field now accepts special characters.
DE16637	In VisualRF, clients/rogues/interferers are now removed from the keyMap entries if OV3600 has not heard from them within the configured amount of time.
DE16646	Chrome and Firefox users can now change the time value in the Highcharts custom time selector.
DE16654	When a new controller is added into a group whose settings are pushed from a configuration, OV3600 now pushes the configuration after the profile is imported.
DE16668	In VisualRF, fixed an issue that caused radios to appear reversed for newly added OAW-AP225 planned devices. With this fix, the 11ac radio no longer shows up as the first defined radio.
DE16691	In Instant Config, fixed an issue that caused the golden configuration of OAW-IAP 3.4 devices to fail to be pushed to other OAW-IAPs in the same group.

**Table 3: Fixed Issues in OV3600 7.7.8 (Continued)**

ID	Description
DE16726	Fixed an issue with the Device Type pie chart on the <b>Clients &gt; Overview</b> page. When a user clicks on "Others" in this pie chart, the client table now shows all of the "other" devices. In addition, the number of devices that displays in this table matches the number of devices that displays when the user mouses over "Others" in the pie chart.
DE16841	In Switch Config, in the IP Profile form for Layer 3 features, the IPsec Map name field now allows string characters rather than only integers.
US11345	When manually adding a switch or controller to a group, users are now prompted to verify whether the configuration should also be imported.
US11483	Instant Config does now saves client matches on OAW-IAP 4.0 devices.
US11496	The "mgnt-user <xx xx xx>" command no longer mismatches for OAW-IAP 4.0 devices.
US11531	In Instant Config, the <b>System &gt; Proxy</b> settings are now available for OAW-IAP 4.0 devices.
US11592	The Master Console (MC) now has visibility into downed APs, search results, reports, and header stats.
US11623	In VisualIRF, a Bill of Materials can be run for the entire network from the Network View.
US11626	A new PAPI chart is available on the <b>System &gt; Performance</b> page.
US11646	When using Instant Config to implement WLAN Guest/Security settings on OAW-IAP 3.3 devices, "captive-portal internal exclude-uplink 3G,wifi,ethernet" no longer mismatches.
US11648	When using Instant Config to implement WLAN Guest/Security settings on OAW-IAP 4.0 devices, "captive-portal internal exclude-uplink 3G,wifi,ethernet" no longer mismatches.
US11649	This version includes backend enhancements to AMON/PAPI for improved performance.

Table 4 lists the fixed issues for OV3600 7.7.7.

**Table 4: Fixed Issues in OV3600 7.7.7**

ID	Description
DE16135	When changing the Transmit Power value for 802.11abgn Radios on OAW-IAP devices, the Confirm Changes page no longer displays the change as 1/2 of the set value. In earlier versions, for example, if you changed the Transmit Power to 22 dBm, the Confirm Changes page showed the value to be set as 11 instead of 22.
DE16151	In Instant Config, fixed an issue that caused a delay in discovering OAW-IAP devices. This behavior occurred when switching between OV3600 servers.
DE16243	In Switch Config, OV3600 can now successfully delete existing Static MAC Entries.
DE16338	Neighbor clients are now expired from the neighbor_info_cache in AMONAggregator if they have not been heard from for more than ten minutes.
DE16360	Users with the "Allow Reboot" role now only see the Reboot Devices option in OV3600.

**Table 4: Fixed Issues in OV3600 7.7.7 (Continued)**

ID	Description
DE16368	Fixed a mismatch issue that occurred in Switch Config. OV3600 now correctly pushes the "Destination for a Mirrored Session" setting that is available on the <b>Security &amp; Authentication &gt; Firewall</b> page.
DE16371	In Instant Config, fixed an issue that caused firmware enforcement to fail when multiple firmware versions were defined for different device types.
DE16375	Fixed an issue that caused client counts on OAW-AP175 models to be reported incorrectly. This occurred because OV3600 failed to count clients connected to Radio 1 and instead reported that all clients were connected on Radio 0.
DE16414	In Instant Config, fixed an issue that caused the Authentication server to be removed under an SSID network.
DE16415	In Instant Config, special characters are now accepted in a RADIUS shared secret.
DE16416	Instant Config no longer automatically adds an access rule to a role if a role with the same name already exists.
DE14619	When adding a role in Instant Config, the role displays immediately in the <b>Assign pre-authentication role</b> drop down menu on the <b>Networks &gt; Access</b> page. In earlier versions, the new role did not display until you performed a Save & Apply and then refreshed the page.
DE16434	In Instant Config, fixed an issue that caused an OAW-IAP device to lose its connection after enabling/disabling AMP whitelists.
DE16460	Fixed an error that occurred when attempting to import profiles from a 6.3.0.2 switch.
DE16464	This version of OV3600 includes improved version checking of Instant global variables used in templates.
DE16465	Non-admin users with read/write access can now access the Instant Config pages.
DE16467	Fixed an issue in which the ap_ssid table did not contain all ap_ids. This resulted in missing data in the Client Session report when the report was filtered by SSID.
DE16471	Fixed a localization issue that caused Instant Config to fail to work properly when the UI was in a language other than English.
US11209	OV3600 now verifies whether images are available for all OAW-IAP devices when starting a firmware upgrade for a group and warns the user if any images are missing.

Table 5 lists the fixed issues for OV3600 7.7.6.

**Table 5: Fixed Issues in OV3600 7.7.6**

ID	Description
DE15614	Added a Discovering Controller to the <b>RAPIDS &gt; List</b> page, which shows the controller that reported a discovery event. This can help determine whether duplicate entries exist for the same rogue, which can occur when a single discovery event is processed from both the Local and Master controllers.
DE15693	In Instant Config, fixed an issue that caused the configured UDP port value to fail to be returned in the running config.

**Table 5: Fixed Issues in OV3600 7.7.6 (Continued)**

ID	Description
DE15965	When configuring whitelists on the OV3600 Setup > Authentication page, OV3600 now blocks access for SSH ports to non-whitelisted networks.
DE15745	In Instant Config, fixed an issue that caused an error when attempting to push VPN commands.
DE15710	Fixed an issue with OAW-IAP devices that resulted in a mismatch. This occurred when RADIUS setup was configured to manage rogue AP containment in monitor-only mode. If a rogue device was found and reclassified as valid, and then RADIUS setup for managing rogue AP containment was turned off and then back on in Monitor-Only mode, OV3600 classified the device as rogue again, which resulted in the mismatch.
DE15789	On the <b>Groups &gt; Firmware</b> page, the <b>Save</b> button no longer disappears when you select <b>Yes</b> for the Enforce Group Firmware Version option.
DE15843, DE15442	Client monitoring now acquires the forwarding mode for clients over AMON.
DE15831	In Switch Config, fixed an issue that caused the Summer Time Zone command to fail to get pushed to a switch.
DE15857	In Switch Config, fixed an issue that caused SNMPv3 configurations to fail to get pushed to a switch.
DE15934	The <b>APs/Devices &gt; Manage</b> page no longer displays non-master stack members in the Alcatel-Lucent Overrides section.
DE15967	In Switch Config, added support for the following ArubaOS 7.3 options: portfast trunk in the Interface MSTP profile and the Interface PVST profile tlv-select and med-tlv select in the LLDP profile redistribute loopback in the OSPF Global profile
DE16022	The RF Health report now includes health information for 5GHz radios on OAW-AP225 devices.
DE16095, DE16336	In Cisco WLC Config, fixed an error that occurred when applying global group changes after configuring three RADIUS Authentication Servers.
DE16128	Fixed a mismatch issue in which OV3600 failed to push the dynamic-radius-proxy command from the template to the VC.
DE16137, DE16336	In Cisco WLC Config, fixed an error that occurred when attempting to apply global group changes. This error specifically happened when users attempted to push a configuration that included a non-existent external RADIUS server that was configured on a group and/or a VLAN.
DE16141	When using Instant Config, Instant version 3.2 includes three default wired protocols, and Instant versions 3.3 and 3.4 include five default wired profiles. In addition, users cannot delete a wired profile that is referenced in the Network Assignments section. The user is prompted to delete the enetx-port-profile first.
DE16147	This version of OV3600 includes numerous improvements to Instant Config.
DE16160	In Instant Config, selecting an option from the drop down menu on the <b>AirWave &gt; Config Archive</b> page now correctly shows you the desired configuration audit.
DE16163	Fixed an issue when using duplicate VC keys with two or more APs in a cluster. Now, a reboot of the swarm

**Table 5: Fixed Issues in OV3600 7.7.6 (Continued)**

ID	Description
	is issued after the virtual-controller-key value rather than before the key value changes.
DE16187	In Instant Config, a diagnostic.tar.gz file is now available on the <b>AirWave &gt; AirWave Settings</b> page.
DE16191	Fixed an issue that caused OV3600 to fail to push an interface name to an S2500 switch.
DE16192	In Instant Config, the <b>Save and Apply</b> button is now enabled after clicking the <b>Save</b> button. This allows users to apply the changes at a later time.
DE16195, DE16121	When importing a template, the "wired-port-profile wired-instant" and "wlan external-captive-portal default" commands are now ignored.
DE16204	Fixed an issue that existed with the AMON decoder. Now when the AMON decoder encounters an unsupported column, the decoder now properly advances to the next column value.
DE16211	Fixed an issue that caused OV3600 to fail to push the dynamic-radius-proxy and virtual-controller-ip values to the OAW-IAP device.
DE16217	In Instant Config, the Access Point IP address now displays when you select a VC and then navigate to Access Points. Note that if "per_ap" acquires the IP address from a DHCP server, then the IP address will always be 0.0.0.0.
DE16222	The Total Bandwidth column on the Device Summary report now displays values in units of bytes/KB/MB/GB/TB/PB.
DE16223, DE16147	In Instant Config, VC names that are greater than fourteen characters are now truncated so that the Override and Mismatch icons remain visible.
DE16231	In Instant Config, the "redirect-url" command is no longer issued automatically when the user configures a LAN/WLAN captive portal without including this.
DE16240	Fixed an issue that caused reduced client counts on a controller.
DE16269	In Instant Config, improved the messages that display on the Config History page. These messages now more closely resemble those that are used in Template configuration and include config.log messages.
DE16275	The <b>APs/Devices &gt; Monitor</b> page for switches now includes a Run command drop down menu.
DE16276	The "virtual-controller-country" command no longer results in an error when the country code for the template does not match the country code on the Instant device.
DE16307	Fixed an issue that caused AMON messages that contain multiple USER_INFO records to get the same node_id when added to the work_queue. This resulted in OV3600 only processing the last USER_INFO record. Now, OV3600 processes the AMON packet by client MAC address to preserve ordering of client events, and then computes a different node_id for each slice.
DE16308	When the PAPI daemon dies (from a KILL, TERM, or signal), the PEFProcessor and AMONAggregator now also dies. In earlier versions, these processes were orphaned. This caused multiple AMONAggregators to compete for publishing in to the work_queue. In this case, one AMONAggregator would get data from PAPI, and the additional AMONAggregators would assert that there were 0 clients.

**Table 5: Fixed Issues in OV3600 7.7.6 (Continued)**


ID	Description
DE16311	When bootstrapping clients and issuing an ExecUIRequest, the ExecUIQuery now responds with uppercase letters in MAC addresses and IPv6 addresses. In prior versions of OV3600, the response included lowercase letters, which lead to dropping the client record because OV3600 was unable to find the radio that the client was associated to.
DE16312	Fixed an issue that occurred when processing AMON data packets sent to OV3600. When the data sent to OV3600 is too large for a single packet, OV3600 now caches the information from each packet rather than performing a database lookup for the controller_id of each AMON message.
DE16313	The grace period for clients that expire due to missed AMON messages has been increased from two minutes to four minutes. This helps prevent prematurely disassociating clients on OV3600 that haven't actually disassociated from the network.
DE16316	In Switch Config, added support for the new AOS-W 7.3 QoS options.
DE16317	In Instant Config, changing individual AP names now works properly.
DE16331	In Switch Config, fixed an issue that caused OV3600 to fail to apply changes for a new VRRP instance.
DE16342	Fixed import errors that occurred when importing a RADIUS Server Profile from an AOS-W 6.3.1.0 switch.
DE16355	Fixed the following issues in Switch Config: <ul style="list-style-type: none"> <li>• The Layer 3 Features &gt; OSPFv2 &gt; Global Config profile no longer gets pushed to ArubaOS 7.2 and earlier devices.</li> <li>• A Site to Site IKE Shared Secret can now be configured on the <b>Security &amp; Authentication &gt; Virtual Private Networking &gt; Site-Site VPN</b> page.</li> </ul>
DE16359	In Instant Config, when users hover over a virtual controller, a popup now displays showing the last contacted info, monitoring status, number of subordinate APs, the configuration state (including any overrides), and the configuration progress.
US11211	The <b>APs/Devices &gt; List</b> page now displays APs in a cluster. In prior versions, the APs only displayed after the virtual controller was selected.
US11368	Users can now view configuration overrides in Instant Config. These overrides are indicated with the  icon.

Table 6 lists the fixed issues for OV3600 7.7.5.

**Table 6: Fixed Issues in OV3600 7.7.5**

ID	Description
DE14212	Fixed a deadlock issue that resulted when attempting to bring down a thin AP. Now, calls to \$ap->bring_down will acquire locks on the thin AP first and then on the controller.
DE15278	Fixed a deadlock issue that caused Rogue APs to fail to display in VisualRF.
DE15300	The Channel Utilization popup on the <b>Home &gt; RF Capacity (Beta)</b> page now shows channel utilization information for Cisco devices.
DE15441	When monitoring an HPN MSM466-R device, the <b>APs/Devices &gt; Monitor</b> page no longer indicates that the type is HP ProCurve MSM422.



**Table 6: Fixed Issues in OV3600 7.7.5 (Continued)**

ID	Description
DE15496	Prior versions of OV3600 added a one-time check during an upgrade to disable the nfslock service if no NFS exports were present. This check avoids issues that can exist in rpc.statd. Beginning with 7.7.5, OV3600 adds another one-time check to disable nfslock if necessary. In addition, OV3600 also edits /etc/sysconfig/nfs so that if NFS is enabled again, it uses NFSv4, which does not use rpc.statd.
DE15500	Added new commands in support of Instant version 6.2.1.0-3.4.0.0.
DE15547	Fixed an error that occurred on the <b>Clients &gt; Client Detail</b> page. This error occurred after adding a switch with a wired client to OV3600, and then clicking on the MAC address of the newly added device.
DE15587	The number of RF neighbors for Cisco APs listed on the switch now matches the number listed in OV3600. In prior versions, a discrepancy occurred because OV3600 failed to recognize rogues that had duplicate MAC IDs even when the radio and AP IDs were unique.
DE15660, DE15648	Fixed an issue that caused the Web service to fail for customers with more than 120 virtual controllers being managed by OV3600. This occurred because the previous Pound service included a hard limit on the number of connections that could be established.
DE15667	Rogue detection in a wired network now works properly when detecting SOHO (Small Office/Home Office) devices that share the same vendor name. Whenever a vendor name has the "is_soho" flag set, that flag is also dynamically set for all other devices with the same vendor name. In prior versions, this flag had to be set manually.
DE15672	When downloading a new Instant 3.4 or later image, OV3600 will now prompt the user to download the image using https. In addition, the Server Protocol dropdown on the <b>Device Setup &gt; Upload Firmware &amp; Files &gt; Add</b> page includes an HTTPS option.
DE15680	Fixed an issue that resulted in an error if a user who was authenticated by an external source attempted to upload new firmware. Similarly, another issue was fixed that resulted in an error when a firmware image existed that did not include an attributed user. Now, if a logged in user exists who wasn't recorded in the OV3600 database, the User column on the <b>Device Setup &gt; Upload Firmware &amp; Files</b> column will be indicated with a dash ("-").
DE15728	Updated kernel (kernel-2.6.32-358.18.1.el6). Refer to <a href="#">"Security" on page 16</a> for more information.
DE15729	Fixed an issue that caused device_event rows to expire during nightly maintenance.
DE15792	Instant firmware upgrades for Instant 3.4 or later can now be performed over https on port 443.
DE15803	For groups that contain OAW-IAP devices, the "Allow Downgrade of Devices" setting on the <b>Groups &gt; Firmware</b> page now works properly when "Enforce Group Firmware Version" is set to Yes.
DE15806	Fixed an issue that caused Instant 3.1 and earlier devices to remain in the "verifying" state.
DE15858	Fixed an issue that resulted in mismatches indicating that a USB port is not set. This occurred when an AP that does not have any USB ports was added to OV3600. Now when an AP is added, OV3600 verifies whether the device supports USB settings.
DE15929	Whitelisted users no longer have access to OV3600 on port 9150.
DE16094	The <b>Clients &gt; Diagnostic</b> page now allows you to Client Health information in the Quality pane when viewing Client information. Just as with Auth Errors and Avg SNR, the Health information is enabled from

**Table 6: Fixed Issues in OV3600 7.7.5 (Continued)**

ID	Description
	the Thresholds popup.
DE16158	Fixed an issue that caused the Group name and SSID to appear truncated on the <b>Groups &gt; Monitor</b> page. This issue occurred specifically in groups with Instant GUI Configuration enabled.
US10534	Added support for OAW-AP114 and OAW-AP115.
US11180	Fixed a mismatch that occurred when Instant devices were added to a group. This happened when a template was created without a version, then edited to include a version. Future devices that were added caused another template to be created without a version. Now, OV3600 pushes versioned templates to Instant devices when matching versioned and non-versioned templates exist.

Table 7 lists the fixed issues for OV3600 7.7.4.

**Table 7: Fixed Issues in OV3600 7.7.4**

ID	Description
DE13501	Users with restricted views can no longer see rogues detected by APs that they cannot access. As a result, the PCI Compliance report will no longer fail for 11.1 when the rogues are detected by another group's APs.
DE14789	Fixed an issue that caused rogue containment to fail for Cisco WiSM2 Controllers. Attempting to push rogue containment for these devices no longer results in a mismatch.
DE15153	Updated kernel (kernel-2.6.32-358.14.1.el6). Refer to " <a href="#">Security</a> " on page 16 for more information.
DE15479	When an AP fails to report any neighbor clients, OV3600 now deletes all of the previous neighbor clients that had been reported by the AP. This fixes an issue with the "Radios that can hear the client" table, which previously included neighbor client data that was no longer valid.
DE15487	OV3600 now ignores the unique 'ap mesh-recover-profile cluster' profile during template configuration.
DE15503	Fixed an issue that resulted in configuration push failures when a manual push for a large number of APs was performed while a scheduled job existed. OV3600 now considers previously scheduled jobs when a manual push is requested.
DE15505	When configuring Regulatory Domain settings from the <b>Groups &gt; Controller Config</b> page, the 802.11a 80MHz channel group options are now available for the appropriate countries.
DE15548, DE15571	Fixed an issue that caused OV3600 to show a zero-second client session at a time when the client was not associated. This occurred after a client expired (due to not receiving StationStats) and OV3600 received an AUTH_USER_DELETED message. These messages are now skipped so that client information is not aggregated.
DE15572	The IP Profile and IPv6 Profile overrides can now be specified when adding a new Switch Override on the switch's <b>APs/Devices &gt; Manage</b> page.
DE15579	Fixed an issue that caused the Client Inventory report to fail.
DE15600	The popup help on the <b>Home &gt; RF Capacity</b> page has been updated to indicate that the graphs process data for the last seven days. OV3600 versions prior to 7.7.3 provided RF capacity data from the last 24 hours.

**Table 7: Fixed Issues in OV3600 7.7.4 (Continued)**

ID	Description
DE15628	Fixed an incorrect label on a popup. The popup that displays when you click the 2.4 GHz graph on the RF Capacity page now correctly shows 2.4 GHz.
DE15635	Fixed an issue that occurred when configuring the Device Down Trigger for Instant devices. When the "Minutes down threshold" is set to "> x" and "< y", OAW-IAP alerts are no longer sent every minute.
DE15659	In VisualRF, APs that are dragged to a specific location on floor plan are no longer moved after refreshing the page.
DE15662	When using Instant 3.3 with OV3600, asynchlogger no longer crashes when the Instant data includes VLAN pools.

Table 8 lists the fixed issues for OV3600 7.7.3.

**Table 8: Fixed Issues in OV3600 7.7.3**

ID	Description
DE15198	On the Master switch, the graphs that display on the <b>Home &gt; Overview</b> page have now been converted to Highcharts.
DE15226	Fixed an issue that caused the serial number for Instant APs to fail to update on OV3600 after importing the settings.
DE15305	Fixed an issue that caused rogue parsing for Alcatel-Lucent devices to discard events with a 0 received signal strength indicator (RSSI). RAPIDS now processes these discovery events and publishes the rogue to Visual RF.
DE15324	Fixed an issue in VisualRF Planner that caused the APs on a floor plan to all display in one corner after importing a backup file. This occurred because OV3600 failed to recognize coordinates from the backup file that were not in an (X,Y) format and treated those as (0,0).
DE15342	<p>Changed several column names on the Device Setup &gt; Upload Firmware &amp; Files page.</p> <ul style="list-style-type: none"> <li>● Remote Image was renamed to Source. In this column, the sources have also been renamed: <ul style="list-style-type: none"> <li>■ Local Image was renamed to User.</li> <li>■ Remote Image was renamed to Image Server.</li> </ul> </li> <li>● Deleted the Owner Role column.</li> <li>● Added a User column, which shows the user who downloaded the image from the image server or who uploaded the image locally.</li> </ul>
DE15357	Single sign-on now works properly between OV3600 7.7 and AOS-W 6.3 (early deployment).
DE15360	Updated default values for profiles on the Controller Config page. This fixes an issue that caused the configuration state to loop between Verifying and In progress when upgrading anOmniAccess 6000 WLAN Switch to anOAW-4550/4650/4750 Series Switch. This also fixes unresolved mismatch issues.
DE15377	When viewing WLANs on the Home > Firewall page, the output no longer shows MAC addresses instead of WLANs.
DE15382	In Groups > Switch Config, users can now explicitly disable the Interface OSPF and Interface IGMP profiles.
DE15387	Reports that are exported to PDF no longer omit detailed information when the report contains a large

**Table 8: Fixed Issues in OV3600 7.7.3 (Continued)**

ID	Description
	amount of data.
DE15398, DE14229	Fixed an issue that caused RF Neighbor information to fail to display on the AMC metrics popup for AMC clients.
DE15405	OV3600 now supports configuration options for Instant 3.4.
DE15432	In OV3600 Setup > General, the Firewall Data Collection option can only be enabled if Enable AMON Data Collection is enabled first. Previously, users could enable Firewall Data Collection when Enable AMON Data Collection was disabled. Because AMON is a prerequisite, the result was that Firewall data did not display.
DE15445	The Master Console and Failover servers no longer show messages related to ALC configuration.
DE15453	Fixed an issue in Switch Config that resulted in an error after discovering devices in different VLANs and attempting to view overrides. An error also resulted after attempting to import the settings from the Audit page.
DE15458	When Centralized Licensing is enabled on a 6.3 switch, the switch configurations are now pushed properly.
DE15487, DE13711	Fixed an issue exists that caused switch configurations to not get updated when the configurations are pushed from OV3600 using templates. In addition, static routes are no longer deleted after rebooting the switch.  These issues were seen after upgrading the switch without fetching the template, and then using the template created from an earlier version to push to the upgraded switch. A previous workaround was to fetch the template from the upgraded switch.
DE15478	Fixed a sorting issue that existed on the Home > Firewall pages. Now when you attempt to sort on the first column in any Firewall page, the sort returns all rows rather than a subset.
DE15485	In VisualIRF, the option to display client activity for 4-8-24 hours now works properly and displays the correct client movement.
DE15488	In VisualIRF, fixed an issue that caused clients to appear in the top left corner of a floor plan after refreshing the floor plan page.
US10509	The Home > RF Capacity (beta) page now shows data for the previous week rather than the previous 24 hours.
US10535	During the OV3600 upgrade process, the rpc.statd daemon is now disabled if the machine does not have NSF exports.
US10543	Added a column to the Reports > Generated page for newly generated reports indicating the time that it took to generate.
US10633	The OV3600 Setup > General page includes an option to display VPN Users in the Top Header stats. When added to the top header, this link takes you to the Clients > VPN Users page. In addition, the table on the VPN Users page now includes columns for the VC Name and the IP Address for associated VPN sessions.
US10634	OV3600 now supports the following monitoring parameters for OAW-RAP devices running AOS-W 6.1.3.10 and greater:

**Table 8: Fixed Issues in OV3600 7.7.3 (Continued)**

ID	Description
	<ul style="list-style-type: none"> <li>wlanAPOuterIpAddress</li> <li>wlanAPRemoteLanIpAddress</li> <li>wlanAPActiveUplink</li> </ul>

Table 9 lists the fixed issues for OV3600 7.7.2.

**Table 9: Fixed Issues in OV3600 7.7.2**

ID	Description
DE14939	Changing the value of the Web UI Idle Timeout from the Controller Config > Local Config > General Config form no longer results in a mismatch.
DE15410	Fixed an issue that caused the Home > Firewall > Summary page to load slowly. When the OV3600 Firewall page loads and performs queries, the query optimizer now ignores unnecessary tables and data.
DE15508	Fixed an issue with "zero" counters that resulted in a noticeable spike in usage after upgrading to OV3600 7.7.

Table 10 lists the fixed issues for OV3600 7.7.1.

**Table 10: Fixed Issues in OV3600 7.7.1**

ID	Description
DE15295	Fixed a mismatch that occurred when changing the H2QP Connection Capability IPSEC VPN and IKE2 Port values on the Controller Config > Profile > Wireless LAN > H2QP Connection Capability Profile form.
DE15297	Fixed an issue that caused client information acquired via AMON to expire prematurely.
DE15325	Fixed an issue that resulted in a mismatch after changing the "Client Match Unsteerable Client Ageout interval" values on the Controller Config > Profile > RF > 802.11 a/g > ARM form.
DE15361	In VisualRF, origin markers that are moved around on floor plans now retain their latest location setting after refreshing the page.
DE15362	Increased the amount of memory allocated to VisualRF. This fixes an upgrade issue that was caused by visualrf_schema.sh running out of memory.
DE15368	On the <b>Clients &gt; Diagnostics</b> page, sorting now works properly on the Client Match Event popup.
DE15369	Fixed controller changes related to the AP Provisioning, ANQP NAI Realm, and H2QP WAN Metrics profiles.

Table 11 lists the fixed issues for OV3600 7.7.0.

**Table 11: Fixed Issues in OV3600 7.7.0**

ID	Description
DE13327	Fixed an issue that occurred in Instant AP channel configurations. Now when a user configures Channel and Channel Width settings for a single Instant AP, OV3600 validates the configuration and verifies whether

**Table 11: Fixed Issues in OV3600 7.7.0 (Continued)**

ID	Description
	a configuration error exists.
DE13334	Fixed an issue that occurred when exporting Rogue search results to CSV. The IP address in the exported report now correctly displays in dotted-quad format rather than as a hex value.
DE13382	Fixed an issue that resulted in a failure when inserting <code>async_logger_client</code> into <code>client_historical</code> . This was due to an integer being defined as "inf."
DE13419	In VisualIRF, fixed an issue that occurred when large numbers of floor plans were imported at once.
DE13455	In VisualIRF, floor plans with a client count greater than 9999 now include all of the digits rather than just the first four.
DE13551	In VisualIRF, client association lines now update correctly after refreshing a floor plan.
DE13554	Fixed an upgrade issue that caused postgres to shut down before completing its current process..
DE13581	<p>Fixed the way the e-mail messages are sent for device up/down alerts. Now for all devices that are down or come back up in the last five minutes, a single e-mail message will be sent for the up alerts and for the down alerts. In addition, the e-mail messages include a timestamp for each alert.</p> <p>To accumulate and combine the alerts into a single e-mail message, you will need to modify the "alertd_email_period" flag. Note that this flag accumulates alerts based on time rather than by number of alerts. In the example below, alerts are accumulated over 5 minutes:</p> <pre>[root@&lt;server&gt; mercury]# db psql (9.2.4) Type "help" for help. ov3600=&gt; update seas_config set alertd_email_period=300;</pre>
DE13615	The 'no cppm-server' command now works correctly in the Alcatel-Lucent Instant CLI. This ensures that a Policy Manager server can be deleted from an Instant template without causing an error or a mismatch.
DE13621	On the <b>Controller Config &gt; Security</b> page, updates that are made to the Campus AP Whitelist profile are now correctly pushed to the controller.
DE13644	Ignored interfaces and VLANs are now included in ARP polling.
DE13800	The <b>RAPIDS &gt; Detail</b> page now shows signal strength information for a specific device. Previously, this information was only available on the <b>RAPIDS &gt; List</b> page.
DE13830	Fixed an issue in the Import Unreferenced Profiles feature that resulted in a mismatch after importing an unreferenced user role.
DE13840	Fixed an issue with the "Summarize report by" option that caused options selected in earlier versions of OV3600 to become deselected after upgrading to 7.7.
DE13844	Fixed an issue that caused the number of IP addresses seen by certain routers to accumulate. This occurred because OV3600 did not ignore routers with wired clients that did not associate on the controller. OV3600 now ignores and logs wired client having more than 20 IPs.
DE14087	Fixed an issue that caused OV3600 to fail to send an alert to an external NMS server when the SNMP trap message size was greater than 1472 octets. This could occur, for example, if the trigger for that alert

**Table 11: Fixed Issues in OV3600 7.7.0 (Continued)**

ID	Description
	included a large number of trigger conditions or if a large note was attached to the trigger.
DE14148	Fixed an issue with the Client Inventory report that caused the report to generate successfully, but the log file filled with "uninitialized value" errors.
DE14331	Fixed an issue that existed with regards to PCI 4.1.1 Compliance. When OV3600 learns about client associations via traps, it is not possible to calculate bandwidth usage. Now, the PCI 4.1.1 report will ignore these sessions rather than display an "Unable to Determine" message.
DE14349	In VisualRF, when you focus on an AP that is associated with clients that have client health information, the client health information for clients that are not associated to the AP is no longer visible.
DE14359	The <code>asynch_logger_lifetime</code> value is now set to 2 days rather than 7 on customer installations. Note that if your existing <code>asynch_logger_lifetime</code> value is already less than 2, then your value will not change.
DE14478	A change was made to the method in which clients are counted. For customers with a high number of frequently roaming clients, this fix will result in a significantly reduced chance of double counting your clients as they roam from one AP to another. In earlier versions of OV3600, it was possible that a client could roam from an AP in one group to an AP in another group just as each group was being counted, thus resulting in a double count. For those customers who previously did experience this behavior and who now upgrade to OV3600 7.7, the software may report a decreased number of clients when compared to client counts in the historical data.
DE14484	The Alcatel-Lucent S1500 switch is now available in the list of devices when manually provisioning rack gear in VisualRF.
DE14499	When configuring a Net Destination policy On the <b>Groups &gt; Controller Config</b> page, users can now specify a domain name in the Net Destination Rules section.
DE14505, DE15185	Fixed an issued that caused the "&" character to display as "&#amp;" in SSIDs.
DE14596	Users can now edit the 11.1 PCI requirement, which can be used to identify unauthorized wireless devices.
DE14716	On the <b>Controller Config &gt; Security &gt; RAP Whitelist</b> form, configurations now get pushed to the switch when you change the Revoked value to Yes and then add a comment.
DE14791	In VisualRF, disabling labels now works properly. When labels are disabled, they no longer display the next time you open a floor plan.
DE14873	When performing an audit on Instant devices, OV3600 now ignores all commands inside of wlan access-rule wired-instant.
DE14938	Fixed an issue that occurred with the Device Up trigger when the Auto Acknowledge option was set to Up and Down. Now, the <b>System &gt; Alerts</b> page will show these alerts as already acknowledged, and the Alerts stat in the top header stats section of the page is updated correctly. (Note that the Alerts stat is only visible if it was enabled on the <b>Home &gt; User Info</b> page.)
DE14962	Fixed an issue that existed in the ARM Events table on the <b>APs/Devices &gt; Monitor</b> page. OV3600 now displays the Current and Previous channel information for IAPs in this table.
DE15211	Fixed an issue with the Supported MCS Set value range on the Controller Config page for Mesh HT SSID

**Table 11: Fixed Issues in OV3600 7.7.0 (Continued)**

ID	Description
	profiles. OV3600 now accepts a value of 0-23.
US10155	<p>Users have the ability to auto-acknowledge the following triggers:</p> <ul style="list-style-type: none"> <li>● Device Uplink Status</li> <li>● Device RADIUS Authentication Issues</li> <li>● Channel Utilization</li> <li>● Connected Client</li> <li>● Connected VPN User</li> <li>● Device Uplink Status</li> <li>● Disk Usage</li> <li>● IDS Event</li> <li>● Managed OV3600 Down</li> <li>● Radio Down</li> </ul>

## Known Issues

Table 12 lists the known issues for OV3600 7.7.10.

**Table 12: Known Issues in OV3600 7.7.10.**

ID	Description
DE17709	In Instant Config, there is an issue with DHCP Server Centralized, L3 for Instant AP firmware 4.0.
DE17133	In VisualRF, setting a custom map image for a Network or Campus view no longer logs the user out of AirWave.
DE17147	An issue exists in VisualRF. After importing a floor plan, a "?" can display as a folder name in the Add Deployed Device dialog box.
DE16904	In some instances, the "Automatically Authorized Virtual Controller" does not work, and IAP devices do not get deployed in Manage mode using automatic authorization.

Table 13 lists the known issues for AirWave 7.7.9.

**Table 13: Known Issues in AirWave 7.7.9**

ID	Description
DE16852	An issue exists that causes the Reboot AP option on the <b>APs/Devices &gt; Manage</b> page to fail to reboot the selected device(s).
DE16866	In some cases, preferring AMON vs SNMP Polling can result in flat lines on Client and Usage graphs in OV3600.
DE16867	An issue exists in VisualRF that can cause VisualRF to be slow to load (usually more than one hour) or to periodically fail. This occurs even when the user has an adequate amount of RAM.
DE16904	In some instances, the "Automatically Authorized Virtual Controller" option does not work properly, and IAP devices do not get deployed in Manage mode using automatic authorization.



ID	Description
DE16905	In VisualIRF, an issue exists when importing floor plans with deployed devices from an Aruba 6.1 controller. In this case, the floor plans import successfully, but the APs continue to display as planned rather displaying on the list of deployed devices.
DE16927	Goodput graphs can display with gaps when AP usage goes beyond 600 Mbps.
DE16971	An issue exists that can cause OV3600 to fail to update client usernames.
DE16974	An issue exists that can cause the RRD to use a large amount of disk space, even after issuing the cleanup_obsolete_rrds script.
DE16982	Speed and Goodput graphs acquire their information via AMON. IAP devices do not send information via AMON. As a result, Speed and Goodput graphs for these devices currently display as blank graphs rather than being hidden in the UI.
DE17059	An issue exists that can cause the RF Performance and Network Deviations pages to load slowly.
DE17060	An issue exists that can cause the RF Capacity page to load without plot points.
DE17071	In Instant Config, the Multi-Edit button is not currently available.
DE17078	When configuring a device with a VPN connection to a controller and then adding the OAW-IAP device to OV3600, the list of VPN connections shows that the OAW-IAP is connected to its own VC rather than to the VPN.
DE17081	An issue exists that can cause some APs in one switch to display upstream device information and APs in another switch to fail to display this.
DE17087	In Instant Config, an issue exists that causes unnecessary commands to be sent to OAW-IAP devices after migrating to a newer version. These commands do not result in mismatches. A workaround is to disable Instant Config, wait ten minutes, and then enable Instant Config again.
DE17101	<p>In some cases, RADIUS servers cannot be added using Instant Config. Perform the following workaround if you cannot USE iadd a RADIUS server using .</p> <p>Upgrade Instant Config to 7.7.9.</p> <p>Delete the IAP device from the Instant Config group.</p> <p>Delete the Instant Config group.</p> <p>bootstrap_igc_db. Wait approximately 20 minutes for this to finish.</p> <p>From the New Devices page, add the IAP device to group.</p> <p>Enable Instant GUI Config from the Groups&gt; Basic page.</p> <p>Upon completion, Instant Config will successfully fetch configurations from the IAP device.</p>
DE17117	<p>In InstantConfig, an issue can exist when you create a guest WLAN with Enterprise security and two authentication servers. Specifically, changes to Authentication Server 2 will be lost under the following conditions:</p> <ol style="list-style-type: none"> <li>1. Configure Authentication Server 1 as r1.</li> <li>2. Configure Authentication Server 2 as r2.</li> <li>3. Change Authentication Server 1 to be r2.</li> <li>4. Change Authentication Server 2 to be something other than r2.</li> </ol>

ID	Description
DE17126	In Visual RF, an issue exists that can result in a failure to upload a floor plan. In this case, the upload fails with a "Could not find catalog for access point [name=100 Forest - Sky Deck,manufacturer=Aurba,model=AP 80 M]" message.
DE17132	Reports with a restricted daily time window can display incorrectly. In these cases, an issue exists with the downtime duration.
DE17133	An issue exists in VisualRF while adding a custom background. After locating the custom image and then clicking <b>Next</b> , the user is automatically logged out of OV3600.
DE17135	An issue exists with VisualRF Planner. In some cases, .jpg and pdf floor plans fail to upload properly.
DE17137	Device types do not get updated after a hardware change.
DE17147	An issue exists in VisualRF. After importing a floor plan, a "?" can display as a folder name in the Add Deployed Device dialog box.
N/A	VisualRF is not supported on IE9.
N/A	After enabling/disabling Instant Config, users must wait approximately ten minutes before enabling/disabling it again. In some cases, users can encounter cluster loading failures (null message prompt) after repeatedly enabling/disabling Instant Config. If you notice this behavior, then delete all OAW-IAPs in the group, delete the group, then re-add OAW-IAPs from the New Devices list. Instant Config can then be successfully enabled again.
N/A	Because of the significant number of changes made to DHCP Server configurations after OAW-IAP 3.2, these changes cannot be updated when migrating from OAW-IAP 3.2. A workaround is to re-create the DHCP server when the DHCP server mismatch appears after the OAW-IAP upgrade.

Table 14 lists the known issues for OV3600 7.7.8.

**Table 14: Known Issues in OV3600 7.7.8**

ID	Description
DE16511	An "Uncaught TypeError" javascript error is sometimes returned when entering Instant Config pages.
DE16512	An issue exists that adds nine hours to a report's desired start time when the timezone is specified as CET.
DE16528	An error can occur in VisualRF when provisioning APs in a region. This occurs when the "Save Region as Walls" option is selected during provisioning and "Use Metric Units" is set to Yes on the <b>VisualRF &gt; Setup</b> page.
DE16532	A mismatch with the domain name can occur when importing APs. In this case, the UI shows the domain name as blank, while the database shows the correct domain name. This occurs when "Do not use FQDN" is specified on the <b>OV3600 Setup &gt; General</b> page.
DE16540	OV3600 currently fails to update the upstream device information for HP switches.
DE16545	An issue exists when updating the System Location information on OAW-IAP devices. When OV3600 captures the configuration information, the System Location information that was added results in a mismatch. This issue is currently being tracked by the Instant team.
DE16546	A display issue exists in Instant Config. When configuring a new SNMP Community string from the <b>Settings</b>

**Table 14: Known Issues in OV3600 7.7.8 (Continued)**

ID	Description
	> <b>Syslog</b> page, users are required to scroll up in order to see the Add SNMP Community String popup form.
DE16556	An issue exists that can result in SNMP Polling "Unknown Errors." This occurs when using SNMPv2 and when "Prefer AMON over SNMP" is disabled in <b>OV3600 Setup &gt; General</b> .
DE16561	An issue exists that can cause nightly maintenance to take a long time to finish. This occurs when inactive RRD files fail to get deleted.
DE16599	Only OV3600 Administrators can view the <b>Home &gt; Firewall</b> pages.
DE16606	In some instances, performing auto-matching of planned devices in VisualRF can move all devices into the upper-left portion of the floor plan. A best practice to avoid this issue is to turn off VisualRF during a group dump and restore.
DE16610	An issue exists when running a custom report with the Device Uptime specified as "Uptime by Device." The report output shows "No data to report!"
DE16614	When "Prefer AMON vs SNMP Polling" is enabled, a discrepancy can be seen between the number of clients reported in OV3600 and the number of clients reported on the controller.
DE16649	In some cases, stacked MAS member switches can appear on the <b>APs/Devices &gt; Mismatch</b> page, even though member switches are not audited.
DE16676	Users cannot export floor plans in VisualRF Planner when using Internet Explorer 11.
DE16680	An issue exists when performing a large number of config pushes for thin APs. In some cases, only two config pushes are being executed at a time. This can cause 1000+ configurations to take several hours to complete.
DE16694	The <b>Home &gt; Firewall</b> page fails to display summary information for subfolders.
DE16713	On the <b>Controller Config &gt; Security &gt; RAP Whitelist</b> form, the configuration does not get pushed to OV3600 if you change the Revoked value to Yes. The configuration mismatches as a result.
DE16721	When installing the OV3600 ISO and selecting the "manual" option to configure the partition, the option to "Create custom layout" is not available.
DE16725	Attempting to integrating OV3600 with SOTI MobiControl v10 results in an "SSL read timeout" error.
DE16753, US11466	When using Instant Config with OAW-IAP 3.3 devices, attempting to change the uplink priority sequence fails.
DE16835	When filtering a list and then exporting it as a CSV file, the CSV file returns an unfiltered list.
US11485	AirGroup services are not currently supported in Instant Config with OAW-IAP 4.0 devices.
US11567	ARM/RF options cannot be specified in Instant Config when configuring OAW-IAP 3.3 devices.
US11583, US11620, US11621	In Instant Config, the Mismatch and Override icons do not display for the VC and Device columns.
US11663	When using Instant Config, the Security/Role rule types added in OAW-IAP 4.0 are not currently implemented.

Table 15 lists the known issues for OV3600 7.7.7.

**Table 15: Known Issues in OV3600 7.7.7**

ID	Description
DE16369	A mismatch can occur in Switch Config. This happens when you specify the <b>Type of Destination</b> as "Port" on the <b>Security &amp; Authentication &gt; Firewall</b> page and then fail to provide a value for <b>Mirror Port destination</b> . OV3600 accepts this null value and pushes the configuration, resulting in a mismatch.
DE16408	An issue exists when managing OAW-IAP devices in which a virtual controller IP address cannot be removed from OV3600. A workaround is available below: <ol style="list-style-type: none"> <li>1. Set the IP address of the VC to 0.0.0.0.</li> <li>2. Note that the following exists in the template: virtual-controller-ip 0.0.0.0.</li> <li>3. Confirm that a mismatch exists as a result of the new IP address.</li> <li>4. In the <b>APs/Devices &gt; Manage</b> page, set the IP address to empty. This will remove the mismatch.</li> </ol>
DE16422	An issue exists that can cause reports to fail due to timing out.
DE16449	In VisualIRF, custom walls are currently created with a 0 attenuation setting regardless of the value that is specified.
DE16483	In Instant Config, wired network SSID names cannot include spaces.

Table 16 lists the known issues for OV3600 7.7.6.

**Table 16: Known Issues in OV3600 7.7.6**

ID	Description
DE15809	OV3600 does not provide forward_mode column information (tunnel, split tunnel, bridge) when bootstrapping clients.
DE15839	The following issues can occur in Switch Config: <ul style="list-style-type: none"> <li>• The <b>Security &amp; Authentication &gt; Device Management &gt; Local Authentication</b> page includes an unnecessary "Used By" column.</li> <li>• When applying changes for a Device Communication User, the Confirm Changes page shows a 0 instead of No when the user is not a Device Communication User.</li> <li>• When applying changes for the User Name, the name appears twice: once in the Confirm Changes header, and once in the Confirm Changes summary.</li> </ul>
DE15852, DE15853	An issue exists with redirects in Switch Config. OV3600 fails to push a redirect to IPsec or to Tunnel configuration and returns a mismatch. This occurs when the Redirect to IPsec option is configured for a rule on the <b>Security &amp; Authentication &gt; ACL</b> page.
DE15854	In Switch Config, OV3600 does not validate a Password Policy when that configuration is applied along with Local Authentication.
DE15903	When using Zero-Touch Provisioning, non-factory-default SNMP credentials do not override correctly. In this case, the "show mgmt-server type amp" command shows the default community string, and the <b>APs/Devices &gt; Manage</b> page shows the configured SNMP community string. This results in an SNMP failure.
DE15904	In VisualIRF, an issue exists that causes the Floorplan list to appear blank and all undeployed devices to disappear after upgrading to version 7.7.3. Restarting VisualIRF corrects this issue in some cases. If you find that restarting does not correct this issue, then try reimporting the floor plan.

**Table 16: Known Issues in OV3600 7.7.6 (Continued)**

ID	Description
DE16205	OV3600 cannot monitor wired clients on AOS-W 6.3.1.0 over AMON.
DE16249	On the <b>Switch Config &gt; Security &amp; Authentication &gt; ACL</b> form, specifying a Service Type protocol value of either 6 or 17 results in a mismatch.
DE16330	In some cases, OV3600 fails to accept the VLAN ID on the <b>Switch Config &gt; Virtual Private Networking &gt; IPSEC &gt; IPSEC Map</b> page.

Table 17 lists the known issues for OV3600 7.7.5.

**Table 17: Known Issues in OV3600 7.7.5**

ID	Description
DE14451	In Instant Config, RAPIDS classifications are not pushed to virtual controllers. Instead each VC maintains its own rogue classification.
DE15532	In Instant Config, there is currently no way to view change jobs or to see changes made to other pages before they are applied.
DE15533	In Instant Config, changes that you save are applied immediately. Users cannot schedule changes.
DE15626	An issue exists with the way that average signal quality is calculated in the Client Session report. This value currently includes sessions with a zero or unknown signal quality, which brings the average signal quality value down.
DE15634	PCI Audits can fail when the client authorization type includes invalid combinations, such as "No Encryption (EAP-TLS)."
DE15720	Instant Config does not support 64-character passphrases.
DE15727	A rebranded version of Instant Config is not currently available.
DE15750	In Switch Configuration, OV3600 does not recognize "all" as an option for the Interfaces field in the GigabitEthernet Group form. Adding all interfaces to the default group can be done through the switch's command line interface using the <code>apply-to ALL</code> option.
DE15886	An issue exists when viewing information for OAW-RAP devices on the <b>APs/Devices &gt; Monitor</b> page. In some cases, the Source Device that is listed for an SNMP Trap in the Device Events section does not match the Controller that is listed in the status section on the same page.
DE15907	When upgrading firmware through Instant Config, the device status can show that devices are down long before the client loses connectivity. This occurs because communication for subordinate devices is routed through the virtual controller, and OV3600 assumes that OAW-IAP devices are down when the cluster goes down.
DE16000	In Instant Config, mismatch and override icons do not display in tables when mismatches and overrides exist.
DE16015	In Instant Config, the values in the Attribute dropdown for configuring a new VLAN Assignment Rule are not in alphabetical order.

**Table 17: Known Issues in OV3600 7.7.5 (Continued)**

ID	Description
DE16043	In Instant Config, when copying a policy from a group is performed on the <b>OV3600 &gt; OV3600 Settings</b> page, this copy event is not saved in the Audit log.
DE16050	In Instant Config, when migrating a policy from Instant 3.2 to version 3.3 or 3.4, all VC-level overrides are removed.
DE16083	In Instant Config, the middle navigation panel does not currently display a mismatch or override icon when one exists.
DE16086	In Instant Config, use caution when configuring backhaul settings. The Backhaul page does not provide a state context from a modem connected to a VC.
DE16087	In Instant Config, when saving and applying changes, the confirmation page does not include items that were deleted.
DE16089	In Instant Config, only Instant version 3.2 is fully supported. Earlier versions are not support. Versions 3.3 and 3.4 include support for only those features that are available in version 3.2.
DE16090	In Instant Config, the links on the <b>OV3600 &gt; Overrides</b> page do not currently work.
DE16105, US11298	In Instant Config, use caution when if you switch your group from template-based configuration to Instant Config. A warning message is not provided. If a user imports configuration from the OAW-IAP, but a new group-level setting is configured before the import. then the OAW-IAP settings will be wiped out. In addition, OV3600 selects the first device that it discovers to act as the golden configuration. When switching from template-based to Instant Config, the first device that OV3600 discovers might not be the virtual controller with the original golden template. A workaround is to move the golden virtual controller to the new Instant Config group before adding any others.
DE16107, DE16108	In Instant Config, the <b>OV3600 &gt; Config History</b> and <b>Config Archive</b> pages are only available when a VC is selected. These options are not available when the focus is the Group.
DE16109	In Instant Config, when a VC has dozens of devices, an issue exists that causes the middle pane to scroll when the user scrolls the left pane.
DE16110	In Instant Config, "re-order" arrows do not currently work.
DE16112	Instant Config can take up to five minutes to initialize when it is enabled for the first time.
DE16138	An issue exists that can cause the PCI compliance report to fail for requirement 4.1.1. This occurs when OV3600 fails to ignore a device that uses no encryption (for example, a Guest Wi-Fi). In some cases, the report will pass after it is re-run.
DE16176	When moving devices from one group to another in Instant Config, you may have to wait several minutes before the virtual controller appears in the new group.
US10388	In Instant Config, a mismatch can occur when you set the country code on a virtual controller. This error occurs because Instant Config does not reboot the VC after changing the country code. You can resolve the mismatch by rebooting the VC.

Table 18 lists the known issues for OV3600 7.7.4.

**Table 18: Known Issues in OV3600 7.7.4**

ID	Description
DE15570	An issue exists that can result in a deadlock error in ALC and can result in slowed performance. This is currently being investigated.
DE15602	When upgrading from 7.6.x to 7.7.x on RedHat 6, an error can occur in aw-httpd when /etc/mime.types does not exist. A current workaround is to install the rpms with the --nodeps flag.
DE15615	For customers who have a large number of clients, an issue exists that can cause VisualRF to stop working, with errors in the async_logger_client log.

Table 19 lists the known issues for OV3600 7.7.3.

**Table 19: Known Issues in OV3600 7.7.3**

ID	Description
DE15502	When VisualRF is restarted, any APs that are down at the time will not be recognized.

Table 20 lists the known issues for OV3600 7.7.2.

**Table 20: Known Issues in OV3600 7.7.2**


ID	Description
DE15485	The option to display client activity for 4-8-24 hours does not work properly, causing VisualRF to not show any client movement.
DE15513	After upgrading to 7.7, an error can occur when attempting to load the GUI indicating that the MaxClients setting is too low. Increasing the MaxClients setting will cause the GUI to load properly.
DE15524	An issue exists that can cause upgrades from 7.6 to 7.7 to fail while upgrading nss-pam-ldapd.
DE15535	An issue exists that can cause VisualRF to show a wired AP that is connected to the wrong IDF.
DE15542	Main graphs and Historical graphics in OV3600 can display different time values. Main graphs rely on the Client machine time. Historical graphs (that appear when you select the  image) display the server time.

Table 21 lists the known issues for OV3600 7.7.1.

**Table 21: Known Issues in OV3600 7.7.1**

ID	Description
US10546	The <b>Groups &gt; Instant GUI Config</b> page is available for beta testing in 7.7.1 and currently supports only Alcatel-Lucent Instant 3.2. We recommend that you create a new group when testing this feature. We also recommend that you do not use or configure Instant GUI Config in a production environment.

Table 22 lists the known issues for OV3600 7.7.0.

**Table 22: Known Issues in 7.7.0**

ID	Description
N/A	Alcatel-Lucent AOS-W 6.3 introduces Centralized Licensing. With Centralized Licensing enabled, the Alcatel-Lucent License Report will not report the actual used licenses from the individual controller. A future version of OV3600 will provide a Centralized Licensing Report.
N/A	The <b>Home &gt; Firewall</b> and <b>Home &gt; Network Deviations</b> pages can be slow to load if your OV3600 has a large amount of data to sift through.
DE13608	<p>An issue exists with VisualRF Plan on Windows 8. Some users cannot currently select the Network (campus) option when exporting a VisualRF backup. Perform the following steps if you encounter this behavior:</p> <ol style="list-style-type: none"> <li>1. Right click on the VisualRF Plan installer executable, and select Properties.</li> <li>2. Select the Compatibility tab.</li> <li>3. Select the "Run this program in compatibility mode for" checkbox, and then select Windows 7 when the drop down displays.</li> <li>4. Click OK when you are done, and then re-run the executable.</li> </ol>
DE13799	An error can occur when attempting to delete a device from the <b>APs/Devices &gt; Manage</b> page. This error is seen on OV3600 systems that are monitoring more than 500 devices, and the user elects to show all the records on the <b>APs/Devices &gt; Manage</b> page. If you encounter this behavior, a workaround is to limit the number of records that are shown on this page.
DE13875	Device configurations that are attempted via telnet do not work on CentOS 6.
DE14154	An issue exists in VisualRF that results in an error when re-importing floor plans. This occurs after successfully importing a large floor. Deleting the floor plan, and then attempting to import the floor plan's backup.zip file causes VisualRF to hang. VisualRF will come back up, though, at the next polling cycle.
DE14378	In some cases, OV3600 is unable to interpret the use of "]" when that value is pulled into a template. Users should ignore this mismatch.
DE14450	When importing a large number of switches with APs, OV3600 may begin polling before the import is complete. As a result, some devices may be discovered twice. Note that this occurs when dumping and restoring a large amount of data.
DE14785	A mismatch of client data can occur between the OV3600 Firewall page and the switch Firewall page. This is a result of the way that both OV3600 and the switch collect data, and what each considers to be a client during the client count. The switch includes either the originator or the destination in the client count. OV3600 includes the originator of traffic in the client count, even if the originator is not a client. If the originator is any type of network data device, OV3600 will consider that originator to be a "user."
DE14903	In some cases, users who have read-only access to VisualRF. This issue is seen when the read-only user selects a floor-plan image from the <b>Clients &gt; Diagnostics</b> page.
DE14910	An issue exists for users who have OV3600 monitoring privileges and VisualRF read-only privileges. In VisualRF, when viewing properties for a client that does not have an associated AP, these users will see a link to the <b>Clients &gt; Diagnostics</b> page. Clicking on this link results in a "Client is no longer associated" message.
DE15035	In some cases, the <b>Home &gt; Firewall</b> page will provide details about current applications, but when you drill to the <b>Clients &gt; Diagnostics</b> page, the Top 3 Applications table will remain blank.
DE15132	On the <b>APs/Devices &gt; Monitor</b> page for Radio Statistics, attempting to export the ARM Events table to CSV



**Table 22: Known Issues in 7.7.0 (Continued)**

ID	Description
	results in a "Page Not Found" error.
DE15139	An issue exists in which RAPIDS Discovery Events are not being deleted during the time frame specified in OV3600. This occurs when the Delete Rogues not detected setting on the <b>Rapids &gt; Setup</b> page is set to 0, and the Rogue AP Discover Events option on the <b>OV3600 Setup &gt; General</b> page is set to a value other than 0.
DE15181	An issue exists with the graphs on the <b>APs/Devices &gt; Monitor</b> page for USB Statistics. The label for each graph displays as "undefined," and the drop down menu options are empty.
DE15284	When data is not available on the RF Performance and RF Capacity (Beta) pages, OV3600 currently shows empty charts instead of a message that says "No Data Available."
DE15306	When a group includes only switches, the drop-down menu for the graphs on the <b>Groups &gt; Monitor</b> is still labeled "WLANs" instead of "Sources."
DE15321	When modifying devices on the <b>APs/Devices &gt; List</b> page, changing the Desired Radio Status does not work. The Confirm Changes page displays, but OV3600 does not apply the change.